



# TEST REPORT

**CTC C1303B**

**January 5, 2015**



Accredited by  
American Association for  
Laboratory Accreditation (A2LA)



Certified Commercial  
Package Testing Laboratory  
(ISTA)



MIL-STD Laboratory  
Suitability Status by  
Defence Logistics Agency (DLA)

## LABORATORY LOCATIONS



### OREGON

5245-A NE Elam Young Pkwy.  
Hillsboro, OR, 97124 • Ph: 503-648-1818



### COLORADO

1530 Vista View Drive  
Longmont, CO, 80504 • Ph: 720-340-7810

[www.cascadetek.com](http://www.cascadetek.com)

**Job Number: C1303**

<b>Rev.</b>	<b>Description of the Revision</b>	<b>Date</b>
---	Initial Release of the Data Report.	December 5, 2014
A	Added Referenced Specifications, Clarified Test Procedures	December 9, 2014
B	Correct wording of customer test statement in item 6.	January 5, 2015

<b>Test Title</b>	<b>Test Summary</b>
Bench Handling	The test was conducted per the required standard with no deviations.
Vibration	The test was conducted per the required standard with no deviations.
Low Temperature	The test was conducted per the required standard with no deviations.
High Temperature	The test was conducted per the required standard with no deviations.
Humidity	The test was conducted per the required standard with no deviations.
Temperature Variation	The test was conducted per the required standard with no deviations.
Temperature Variation	The test was conducted per the required standard with no deviations.



Cascade Technical Sciences  
[www.cascadetek.com](http://www.cascadetek.com)  
1-888-835-9250



TESTING CERT #2582.02

January 5, 2015

Certification No: CTC C1303B

Attention: Mr. Darrick Forester  
SLI Global  
216 16<sup>th</sup> Street, Suite 700  
Denver, CO 80202

Reference: a. Cascade Tek Job No.: C1303 & C1384  
b. Cascade Tek Quote No.: CTQ 15483 & CTQ 15972B  
c. Client Purchase Order No.: 000079 & 000080  
d. Technical Specification: 1. Hart InterCivic Verity Environmental Test Plan v4.0

Cascade Technical Sciences hereby certifies that One (1) lot of Verity Scan, Verity Touch Writer, Ballot Box, Standard and Accessible Booths was subjected to the following tests:

1. Bench Handling Test per Reference (b) Item 1, and (d1), exposed each of the designated samples to 4 inch (or 45 degree angle) rotational drops. Repeated for a total of 6 drops on each of the face 3 edges (3-2, 3-4, 3-5 & 3-6) until 24 drops had been performed per sample. Before and after the test, SLI personnel verified the equipment was within acceptable performance limits and inspected for damage.
2. Vibration (Basic Transportation/Common Carrier) Test per Reference (b) Item 2, and (d1), designated samples were subjected to the Basic transportation vibration tests outlined in Category 1. Sample shall be exposed to the vertical (1.045 GRMS) test for 30 minutes, the longitudinal (0.741 GRMS) test for 30 minutes, and the transverse (0.196 GRMS) test for 30 minutes. Before and after the test, SLI personnel verified the equipment was within acceptable performance limits and inspected for damage.
3. Low Temperature Test per Reference (b) Item 3, and (d1), exposed the samples to -20°C (-4°F) and allowed to stabilize. Then maintained for a period of 4 hours at -20°C. Ramped back to ambient temperature and held conditions. Before and after the test, SLI personnel verified the equipment was within acceptable performance limits and inspected for damage.

4. High Temperature Test per Reference (b) Item 4, and (d1), exposed the samples to +60°C (+140°F) and allowed to stabilize. Then maintained for a period of 4 hours at +60°C. Ramped back to ambient temperature and held conditions. Before and after the test, SLI personnel verified the equipment was within acceptable performance limits and inspected for damage.
5. Humidity Test per Reference (b) Item 5, and (d1), exposed the non-operating samples to a minimum of 24 hours at +23°C and 50%RH. Then ramped to 31°C and 88%RH and stabilized (2 hours). Began (10) 24-hour temperature & humidity cycles per Figure 3. Upon completion of 5 cycles the customer performed operational status test. Before and after the test, SLI personnel verified the equipment was within acceptable performance limits and inspected for damage.
6. Temp/Power Vary (Precinct Count Systems) Test per Reference (b) Item 6, and (d1), The UUTs; two Verity Scan and two Verity Touch Writer devices were placed inside an environmental walk-in test chamber and connected to a variable voltage power source. The temperature inside the chamber and the voltage supplied to the hardware varied from 50°F to 95°F and from 105 VAC to 129 VAC. Every hour of the test, each Touch Writer produced one marked ballot which was scanned by a paired Scan device. Each Scan device also scanned an additional 99 pre-marked ballots, for a total of 100 ballots Scanned per Scan device, each hour. During test performance, the operational functions were continuously exercised by the scanning of ballots. SLI personnel successfully conducted an operational status resulting in both the Verity Scans and Touch Writers successfully completing the requirements of the Temperature/Power Variation, Data Accuracy, and Reliability Tests. (Text supplied by customer)
7. Temp/Power Vary (Central Count Systems) Test per Reference (b) 15972B, and (d1), The UUTs; three COTS scanner workstations were placed inside an environmental walk-in test chamber and connected to a variable voltage power source. The temperature inside the chamber and the voltage supplied to the hardware varied from 50°F to 95°F and from 105 VAC to 129 VAC. Every hour of the test, each scanner workstation scanned 300 pre-marked ballots; the same 300 ballots were used in each of the scanner workstations. Every 4 hour cycle concluded with the generation of reports that detailed the vote data cast during that period. During test performance, the operational functions were continuously exercised by the scanning of ballots. SLI personnel successfully conducted an operational status resulting in each Central (Server) / Scanner workstation successfully completing the requirements of the Temperature/Power Variation, Data Accuracy, and Reliability Tests. (Text supplied by customer)

Testing was done in accordance with the above references as evidenced and reported in the accompanying data. The test samples were returned to the customer's facility for evaluation.



The original of this report is on file at Cascade Technical Sciences, Inc. under the above referenced certification number for review by authorized personnel. The results of the testing reported herein relate only to the actual items tested.

Respectfully submitted,



David Bowles  
Quality Administrator  
Cascade Technical Sciences, Inc.

This test certification shall not be reproduced, except in full, without written authorization from Cascade Technical Sciences Inc.

Total number of pages in this document is 77.

The objective of this test program was to subject customer provided test hardware to environmental simulation in compliance with customer stated specification, including any authorized modification, deviations or concessions to the original requirements. The hardware consisted of items identified in the appropriate sections of this report. In addition to test hardware identification, each section contains information that describes the associated test setup and performance and the resulting data. Cascade TEK, Inc. measuring instruments used in testing were calibrated according to the requirements of ANSI/NCSL Z540-1-1944 and ISO/IEC 17025, 2<sup>nd</sup> Edition and are NIST traceable. Calibration records are on file and available for inspection by request. Because the test methods are well established and are qualitative or semi-quantitative in nature, Cascade TEK, Inc. does not apply measurement uncertainty unless obligated by contract. Measured value related to the corresponding tolerance requirement is used to decide whether a test meets the requirements of the specification. Any test hardware operational setups and resulting evaluations or inspections performed by the customer are not included in this report, unless they were explicitly requested. While observations and/or specification compliance statements may be reported, no interpretations or opinions regarding customer product performance are intended. Unless otherwise indicated in the appropriate report section, all contract obligations were met and the test objective achieved.



# Test Data Log

Job Number: C1303  
Customer: SLI Global

Date Started: 10/20/2014  
Date Completed: 10/20/2014

Reviewing Engineer: David Bowles

Responsible Technician: Tony Arbogast

Signature: 

Type of Test: Bench Handling

Test Specification: SLI Global SOW Section 4.3.4.2 Ref: MIL-STD 810D, Method 516.3, and Procedure VI

Specimen Description: Verity Scan (1) & Verity Touch Writer (1)

Specimen P/N or Model No.	Specimen S/N
3005350/2005350 (VS)	S1400005909
3005352/2005352 (VTW)	W1400007409

Laboratory Temperature: +75°F

Laboratory Humidity: 28%RH

### Test Description:

Expose each of the designated samples to 4 inch (or 45 degree angle) rotational drops. Repeat for a total of 6 drops on each of the face 3 edges (3-2, 3-4, 3-5 & 3-6) until 24 drops have been performed per sample. The customer will be on-site and perform operational testing as specified.


Initials	Date	Time	Notes	Photo
TA	10/20/2014	1305	Begin setup of the samples for bench handling exposure with the customer on-site.	<input type="checkbox"/>
TA	10/20/2014	1336	Begin exposure to the VT-1400007409 sample as specified.	<input checked="" type="checkbox"/>
TA	10/20/2014	1344	Completed 24 drops on the VT-1400007409 sample. The customer will perform post exposure inspection and operational testing.	<input checked="" type="checkbox"/>
TA	10/20/2014	1351	Begin exposure to the VS-S1400005909 sample as specified.	<input checked="" type="checkbox"/>
TA	10/20/2014	1357	Completed 24 drops on the VS-S1400005909 sample. The customer will perform post exposure inspection and operational testing.	<input checked="" type="checkbox"/>
TA	10/20/2014	1440	The customer reports that both of the samples are operating as specified with no visible damage noted. Test Complete.	<input type="checkbox"/>

**DS2 - Test Equipment List**



**Test:** Bench Handling                      **Job Number:** C1303                      **Date:** 10/20/2014

Test Equipment List						
Equipment Description	Manufacturer	Model	S/N	Cal No.	Calibrated Date (mm/dd/yy)	Calibration Due Date (mm/dd/yy)
Metal Ruler	Lufkin	62	---	FR132	Verified Before Use	
4" Wooden Block	C-Tek	2"x4"	N/A	NA	Verified Before Use	
Digital Temp / RH Meter	Cole Palmer	90080-03	130743098	FR446	03/07/14	03/31/16



70  
Date: 10 - 20 - 14  
SLI Global  
Job# C1303  
Bench Handling  
TW 1400007409

10/20/2014





CASCADE  
TEK

Date: 10 - 20 - 14  
SLI Global  
Job# C1303  
Bench Handling  
TW 1400007409

4"

10/20/2014



CASCADE  
TEK

Date: 10-20-14  
SLI Global  
Job# C1303  
Bench Handling  
TW 1400007409

4"

10/20/2014



CASCADE  
TEK

Date: 10 - 20 - 14  
SLI Global  
Job# C1303  
Bench Handling  
TW 1400007409

4"

4

10/20/2014





CASCADE  
TEK

Date: 10 - 20 - 14  
SLI Global  
Job# C1303  
Bench Handling  
TW 1400007409  
POST EXPOSURE

10/20/2014





CASCADE  
TEK

Date: 10 - 20 - 14  
SLI Global  
Job# C1303  
Bench Handling  
TW 1400007409  
POST EXPOSURE

10/20/2014

Date: 10 - 20 - 14  
SLI Global  
Job# C1303  
Bench Handling  
VS-S1400005909

5

10/20/2014





4"

CASCADE  
TEK

Date: 10 - 20 - 14  
SLI Global  
Job# C1303  
Bench Handling  
VS-S1400005909

10/20/2014

50 ml TIPS



CASCADE  
TEK

Date: 10 - 20 - 14  
SLI Global  
Job# C1303  
Bench Handling  
VS-S1400005909

4"

5

10/20/2014





4"

CASCADE  
TEK

Date: 10 - 20 - 14  
SLI Global  
Job# C1303  
Bench Handling  
VS-S1400005909

50 ml

10/20/2014



CASCADE  
TEK

Date: 10 - 20 - 14  
SLI Global  
Job# C1303  
Bench Handling  
VS-51400005909

4"

10/20/2014



CASCADE  
TEK

Date: 10 - 20 - 14  
SLI Global  
Job# C1303  
Bench Handling  
VS-S1400005909  
Post EXPOSURE



10/20/2014





CASCADE  
TE

Date: 10 - 20 - 14  
SLI Global  
Job# C1303  
Bench Handling  
VS-S1400005909  
POST EXPOSURE

10/20/2014





# Vibration Test Log

Job Number: C1303  
Customer: SLI Global

Date Started: 10/21/2014  
Date Completed: 10/21/2014

Reviewing Engineer: David Bowles

Responsible Technician: Tony Arbogast

Signature: *David Bowles*

Type of Vibration Test: Sine Sweep  Resonant Search  Resonant Dwell   
Random Vibration  Random on Random Vibration  Sine on Random

Test Specification: SLI Global SOW (Ref: MIL-STD 810D, Method 514.3 Cat. 1)

Specimen Description: Packaged Verity Scan (1) & Verity Touch Writer (1)

Specimen P/N or Model No.	Specimen S/N
3005350/2005350(VS)	S1400005909 (21.25"x17.25"x20" at 35 lbs.)
3005352/2005352(VTW)	W1400007409 (21.25"x17.25"x20" at 36 lbs.)

Laboratory Temperature: +72°F

Laboratory Humidity: 29%RH

Operational: Yes  No

Computer Channel(s) Assignment(s)					
Channel No.	Control / Response	pC/g	mV/g	Accelerometer S/N	Notes
1	Control	11.52	10	0000050	
2	Control	11.48	10	0000135	
3					
4					
5					
6					
7					

Monitoring Equipment Set Up By: T. Arbogast

CTS Slip No.: N/A

Fixture Property of: C-Tek

Head Expander No.: N/A

Specified Test Requirements: Samples shall be subjected to the Basic transportation vibration tests outlined in Category 1. Sample shall be exposed to the vertical (1.045 GRMS) test for 30 minutes, the longitudinal (0.741 GRMS) test for 30 minutes, and the transverse (0.196 GRMS) test for 30 minutes. 2 control accelerometers shall be used during testing.

## Vibration Test Log

Initials	Date	Time	Notes	Run	Photo
TA	10/21/2014	1230	Begin setup and programming test profiles on vibration table #1240. Customer on-site.		<input type="checkbox"/>
TA	10/21/2014	1358	Setup in vertical axis is complete. Begin 30 minutes of vertical vibration (1.045 GRMS) exposure.	#1	<input checked="" type="checkbox"/>
TA	10/21/2014	1432	Completed 30 minutes of vertical exposure. No external visible damage noted. Rotate the samples to longitudinal axis.		<input type="checkbox"/>
TA	10/21/2014	1448	Setup in longitudinal axis is complete. Begin 30 minutes longitudinal vibration (0.741 GRMS) exposure.	#2	<input checked="" type="checkbox"/>
TA	10/21/2014	1518	Completed 30 minutes of longitudinal exposure. No external visible damage noted. Rotate the samples to transverse axis.		<input type="checkbox"/>
TA	10/21/2014	1527	Setup in transverse axis is complete. Begin 30 minutes of exposure at (0.196 GRMS).	#3	<input checked="" type="checkbox"/>
TA	10/21/2014	1558	Completed 30 minutes of transverse exposure. No external visible damage noted. Take post exposure photos with the customer to perform post exposure operational testing as specified.		<input checked="" type="checkbox"/>
TA	10/21/2014	1657	The customer reports that the sample are operating as specified with no damage noted. The samples will remain on-site for further testing and evaluation. Test Complete.		<input type="checkbox"/>

**DS7 - Vibration Equipment List**

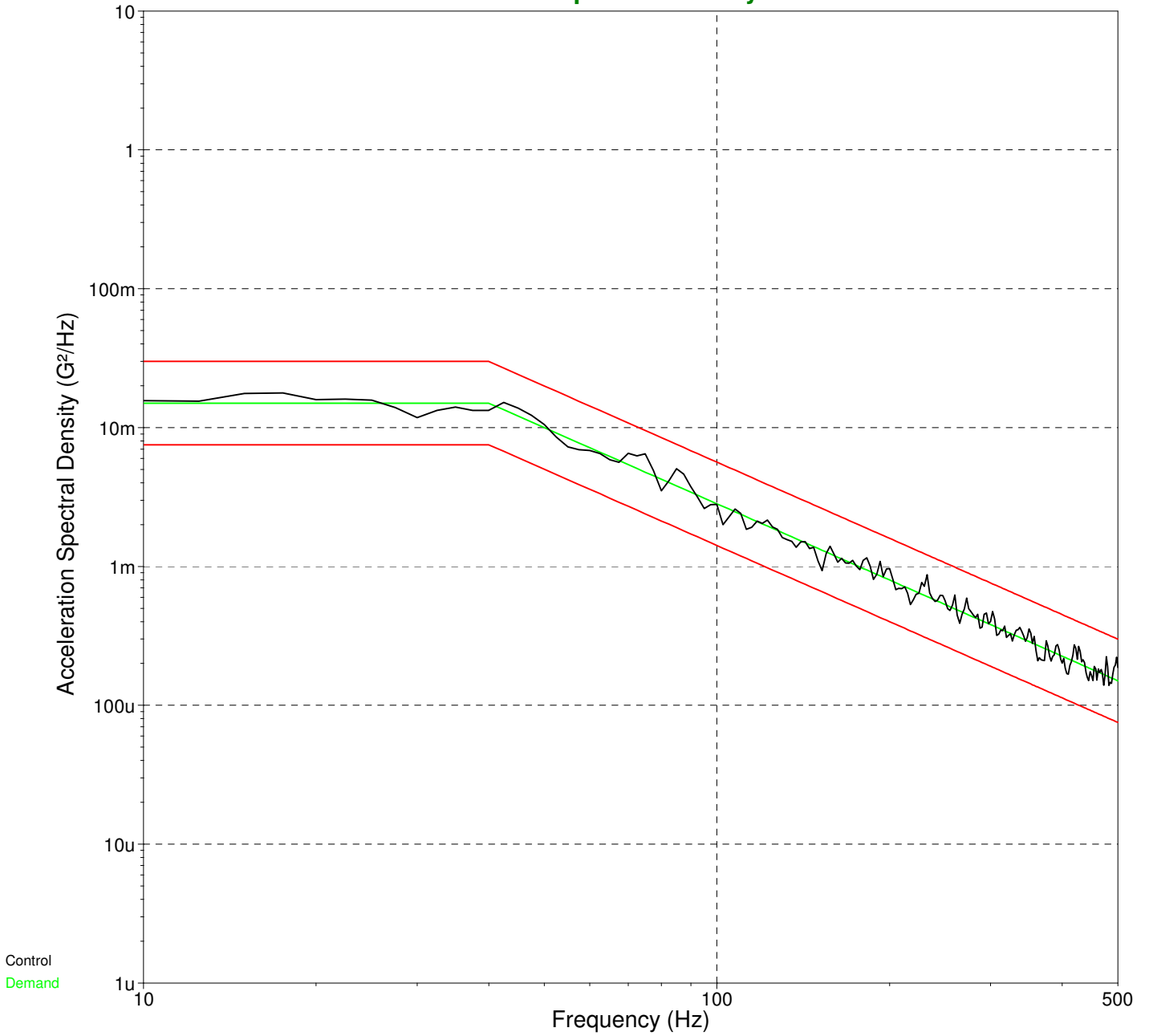


**Job No.:** C1303

**Date:** 10/21/2014

EQUIPMENT DESCRIPTION	MANUFACTURER	MODEL NUMBER	S/N	CAL NUMBER	LAST CALIBRATION	NEXT CALIBRATION
Vibration Shaker	Dynamic Solutions	DS-40000/23-180	041144	1240	Reference Only	
Shaker Amplifier	Dynamic Solutions	SA-180	041144	1240	Reference Only	
Vibration Controller	Vibration Research	VR9500	951147AF	FR146	11/25/13	11/30/14
Charge Amplifier	Endevco	133	AF46	FR136	06/18/14	06/30/15
Control Accelerometer	Endevco	2271AM25	0000135	FR295	04/24/14	04/30/15
Control Accelerometer	Endevco	2271AM25	0000050	FR294	04/24/14	04/30/15
Digital Temp / RH Meter	Cole Palmer	90080-03	130743098	FR446	03/07/14	03/31/16

### Acceleration Spectral Density



Axis: Vertical

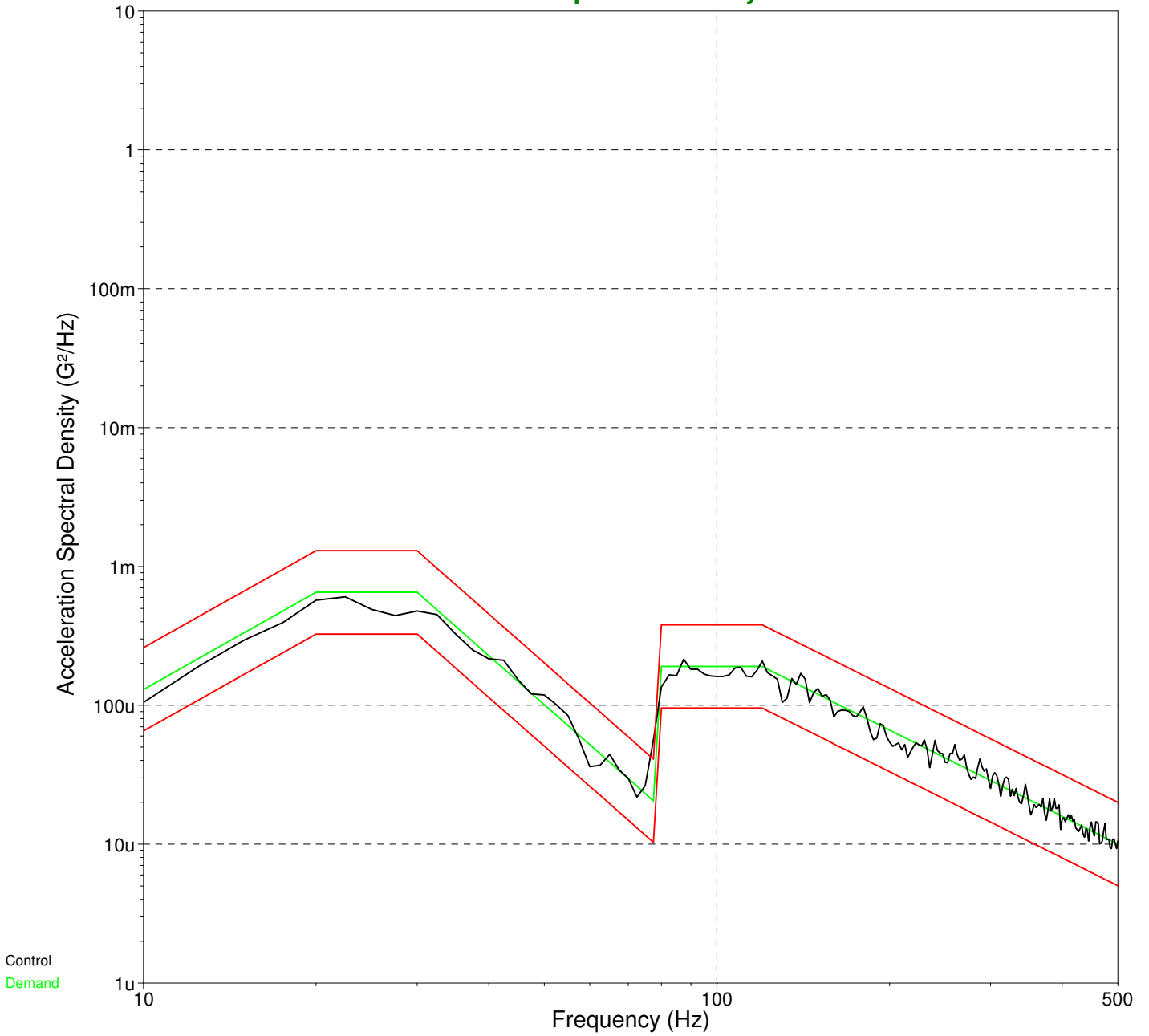
Start Time: Oct 21, 2014 13:58:18

Test Item(s): 2-Packaged Samples

End Time: Oct 21, 2014 14:28:39

S/N(s): Packaged Verity Scan (1) & Verity Touch Writer (1)

### Acceleration Spectral Density



Control  
Demand

Axis: Longitudinal

Start Time: Oct 21, 2014 14:47:58

Test Item(s): 2-Packaged Samples

End Time: Oct 21, 2014 15:18:21

S/N(s): Packaged Verity Scan (1) & Verity Touch Writer (1)

CASCADE TEK TESTING SERVICES

Remaining: 0:00:00

Level: 0 dB

Job Number: C1303

At Level: 0:30:00

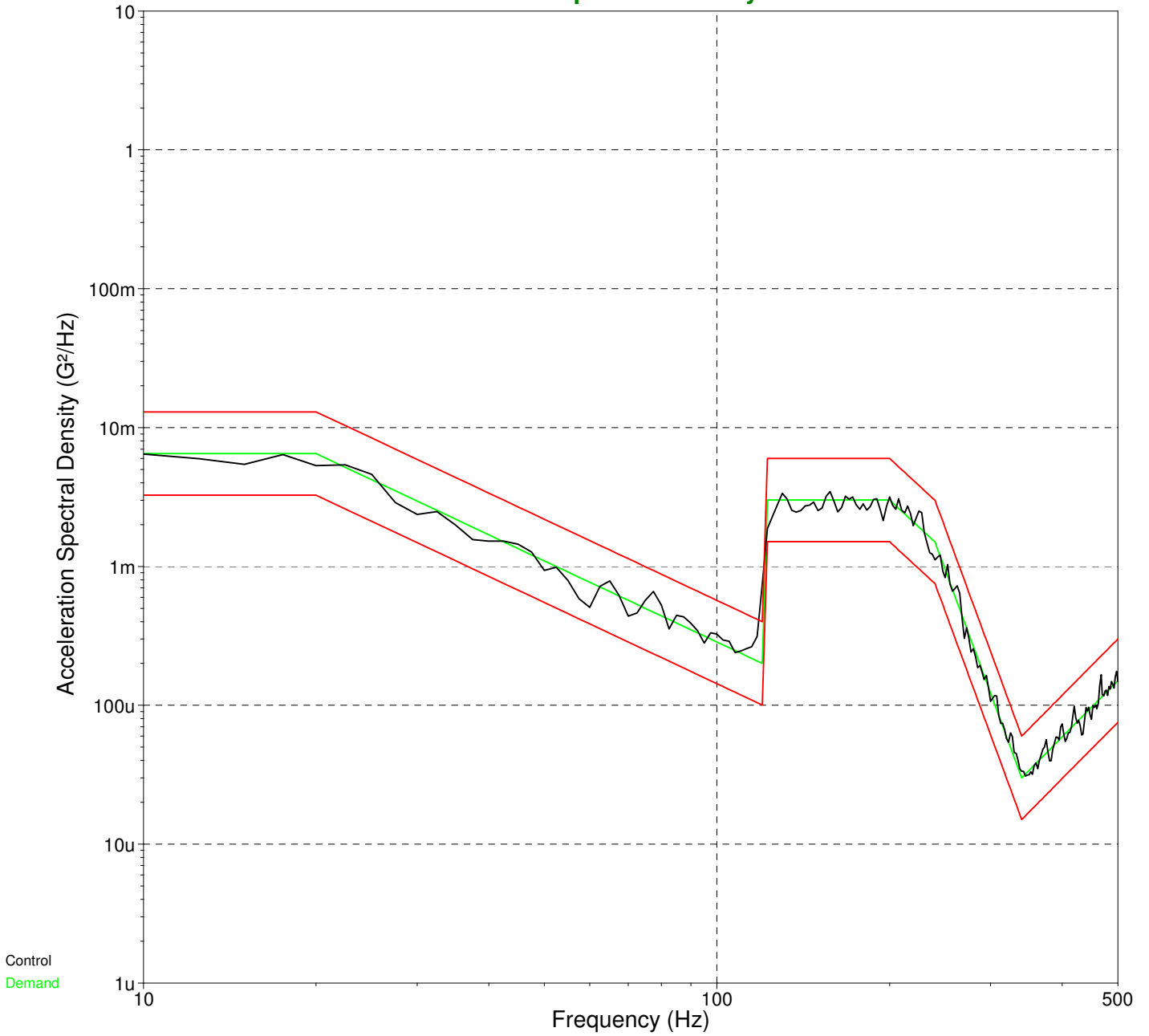
Demand: 0.745 G RMS

For Customer: SLI Global

Elapsed: 0:30:21

Control: 0.7344 G RMS

### Acceleration Spectral Density



Control  
Demand

Axis: Transverse

Start Time: Oct 21, 2014 15:27:20

Test Item(s): 2-Packaged Samples

End Time: Oct 21, 2014 15:57:41

S/N(s): Packaged Verity Scan (1) & Verity Touch Writer (1)





Date: 10 - 21 - 14  
SLI Global  
Job# C1303  
Vibration  
Axis: Vertical

↓ ↑

10/21/2014




  
Date: 10 - 21 - 14  
SLI Global  
Job# C1303  
Vibration  
Axis: Vertical

10/21/2014





  
Date: 10 - 21 - 14  
SLI Global  
Job# C1303  
Vibration  
Axis: Longitudinal

10/21/2014



Date: 10 - 21 - 14  
SLI Global  
Job# C1303  
Vibration  
Axis: Longitudinal

10/21/2014



CASCADE  
TEK

Date: 10 - 21 - 14  
SLI Global  
Job# C1303  
Vibration  
Axis: Transverse

T/W

10/21/2014

TEK

Date: 10 - 21 - 14  
SLI Global  
Job# C1303  
Vibration  
Axis: Transverse

RECEIVED  
XH FNLA  
10/21/14

TIM

card

10/21/2014



CASCADE  
TEK

Date: 10 - 21 - 14  
SLI Global  
Job# C1303  
Vibration  
Post Exposure

10/21/2014



CONCATTE  
TEK  
Date: 10 - 21 - 14  
SLI Global  
Job# C1303  
Vibration  
Post Exposure



10/21/2014





# Test Data Log

Job Number: C1303  
Customer: SLI Global

Date Started: 10/22/2014  
Date Completed: 10/22/2014

Reviewing Engineer: David Bowles

Responsible Technician: Tony Arbogast

Signature: 

Type of Test: Low Temperature Storage  
Test Specification: SLI Global SOW Section 4.3.6.2 Ref: MIL-STD-810D, Method 502.2, and Procedure I - Storage

Specimen Description: Packaged Verity Scan (1) & Verity Touch Writer (1)

Specimen P/N or Model No.	Specimen S/N
3005350/2005350(VS)	S1400005909 (21.25"x17.25"x20" at 35 lbs.)
3005352/2005352(VTW)	W1400007409 (21.25"x17.25"x20" at 36 lbs.)

Laboratory Temperature: +76°F

Laboratory Humidity: 30%RH

### Test Description:

Expose the samples to -20°C (-4°F) and allow to stabilize. Then maintain for a period of 4 hours at -20°C. Transition back to ambient temperature and hold conditions. The customer will arrive on-site and perform post exposure operational testing as specified. Transition rates to be set at 10°F/minute.

Initials	Date	Time	Notes	Photo
TA	10/22/2014	0714	Begin setup of the samples for exposure in chamber #1236.	<input type="checkbox"/>
TA	10/22/2014	0743	Setup is complete. Begin 30 minute transition to -20°C with the O.T. protection set at -30°C and +50°C.	<input checked="" type="checkbox"/>
TA	10/22/2014	0813	Begin 2 hour stabilization period at -20°C.	<input type="checkbox"/>
TA	10/22/2014	1014	Begin 4 hour (minimum) soak at -20°C as specified	<input type="checkbox"/>
TA	10/22/2014	1418	Begin 30 minute transition of the chamber to ambient temperature (+25°C)	<input type="checkbox"/>
TA	10/22/2014	1450	The chamber is at +25°C and hold final condition.	<input type="checkbox"/>
GM	10/22/2014	1630	The customer is on-site. Remove the samples and perform post exposure operational testing and visual inspections. Photos taken.	<input checked="" type="checkbox"/>
GM	10/22/2014	1655	The customer reports that both of the samples are operating as specified with no visible damage noted. Test Complete.	<input type="checkbox"/>

**DS2 - Test Equipment List**



Test: Low Temperature Storage

Job Number: C1303

Date: 10/22/2014

Test Equipment List						
Equipment Description	Manufacturer	Model	S/N	Cal No.	Calibrated Date (mm/dd/yy)	Calibration Due Date (mm/dd/yy)
Environmental Chamber	Thermotron	SM-32C	26154	1236	10/07/13	10/31/14
Digital Temp / RH Meter	Cole Palmer	90080-03	130033077	FR417	03/27/13	03/27/15



PRINTED IN U.S.A.

NOON

200

150

100

50

0

-50

-100

-150

-200

-250

-300

-350

-400

-450

-500

-550

-600

-650

-700

-750

-800

-850

-900

-950

-1000

-1050

-1100

-1150

-1200

-1250

-1300

-1350

-1400

-1450

-1500

-1550

-1600

-1650

-1700

-1750

-1800

-1850

-1900

-1950

-2000

-2050

-2100

-2150

-2200

Graphic Controls LLC

-100 TO 200  
24 HOUR

JOB #: C1303

DATE: 10-21-14

CUSTOMER: SLI GLOBAL

TEST: Low Temp Storage

CHART #: 1

START DATE: 10-21-2014

END DATE: 10-22-2014

MIDNIGHT

6 PM

7

8

9

10

11

12

1

2

3

4

5 AM

6

7

8

9

10

11

12

1

2

3

4

5

6

7

8

9

10

11

12

1

2

3

4

5

6

7

8

9

10

11

12

1

2

3

4

5

6

7

8

9

10

11

12

1

2

3

4

5

6

7

8

9

10

11

12

1

2

3

4

5

6

7

8

9

10

11

12

1

2

3

4

5

6

7

8

9

10

11

12

1

2

3

4

5

6

7

8

9

10

11

12

1

2

3

4

5

6

7

8

9

10

11

12

1

2

3

4

5

6

7

8

9

10

11

12

1

2

3

4

5

6

7

8

9

10

11

12

1

2

3

4

5

6

7

8

9

10

11

12

1

2

3

4

5

6

7

8

9

10

11

12

1

2

3

4

5

6

7

8

9

10

11

12

1

2

3

4

5

6

7

8

9

10

11

12

1

2

3

4

5

6

7

8

9

10

11

12

1

2

3

4

5

6

7

8

9

10

11

12

1

2

3

4

5

6

7

8

9

10

11

12

1

2

3

4

5

6

7

8

9

10

11

12

1

2

3

4

5

6

7

8

9

10

11

12

1

2

3

4

5

6

7

8

9

10

11

12

1

2

3

4

5

6

7

8

9

10

11

12

1

2

3

4

5

6

7

8

9

10

11

12

1

2

3

4

5

6

7

8

9


10

11

12





  
Date: 10-22-14  
SLI Global  
Job# C1303  
Low Temperature

10/22/2014





CASCADE  
TEK

Date: 10-22-14  
SLI Global  
Job# C1303  
Low Temperature  
Post Exposure

10/22/2014

TEK  
IMPACT

GROUP  
TEK  
Date: 10-22-14  
SLI Global  
Job# C1303  
Low Temperature  
Post Exposure

10/22/2014





# Test Data Log

Job Number: C1303  
Customer: SLI Global

Date Started: 10/23/2014  
Date Completed: 10/23/2014

Reviewing Engineer: David Bowles

Responsible Technician: Tony Arbogast

Signature:

Type of Test: High Temperature Storage  
Test Specification: SLI Global SOW Section 4.3.7.2 Ref: MIL-STD-810D, Method 501.2, and Procedure I - Storage

Specimen Description: Packaged Verity Scan (1) & Verity Touch Writer (1)

Specimen P/N or Model No.	Specimen S/N
3005350/2005350(VS)	S1400005909 (21.25"x17.25"x20" at 35 lbs.)
3005352/2005352(VTW)	W1400007409 (21.25"x17.25"x20" at 36 lbs.)

Laboratory Temperature: +75°F

Laboratory Humidity: 27%RH

**Test Description:** Expose the samples to +60°C (+140°F) and allow to stabilize. Then maintain for a period of 4 hours at +60°C. Transition back to ambient temperature and hold conditions. The customer will arrive on-site and perform post exposure operational testing as specified. Transition rates to be set at 10°F/minute.

Initials	Date	Time	Notes	Photo
TA	10/23/2014	0710	Begin setup of the samples for exposure in chamber #1236.	<input type="checkbox"/>
TA	10/23/2014	0720	Setup is complete. Begin 30 minute transition to +60°C with the O.T. protection set at 0°C and +70°C.	<input checked="" type="checkbox"/>
TA	10/23/2014	0751	Begin 2 hour stabilization period at +60°C.	<input type="checkbox"/>
TA	10/23/2014	0951	Begin 4 hour (minimum) soak at +60°C as specified	<input type="checkbox"/>
TA	10/23/2014	1356	Begin 30 minute transition of the chamber to ambient temperature (+25°C)	<input type="checkbox"/>
TA	10/23/2014	1426	The chamber is at +25°C and hold final condition.	<input type="checkbox"/>
KH	10/23/2014	1555	The customer is on-site. Remove the samples and perform post exposure operational testing and visual inspections. Photos taken.	<input checked="" type="checkbox"/>
KH	10/23/2014	1635	The customer reports that both of the samples are operating as specified with no visible damage noted. Test Complete.	<input type="checkbox"/>

**DS2 - Test Equipment List**



Test: High Temperature Storage

Job Number: C1303

Date: 10/23/2014

Test Equipment List						
Equipment Description	Manufacturer	Model	S/N	Cal No.	Calibrated Date (mm/dd/yy)	Calibration Due Date (mm/dd/yy)
Environmental Chamber	Thermotron	SM-32C	26154	1236	10/07/13	10/31/14
Digital Temp / RH Meter	Cole Palmer	90080-03	130033077	FR417	03/27/13	03/27/15

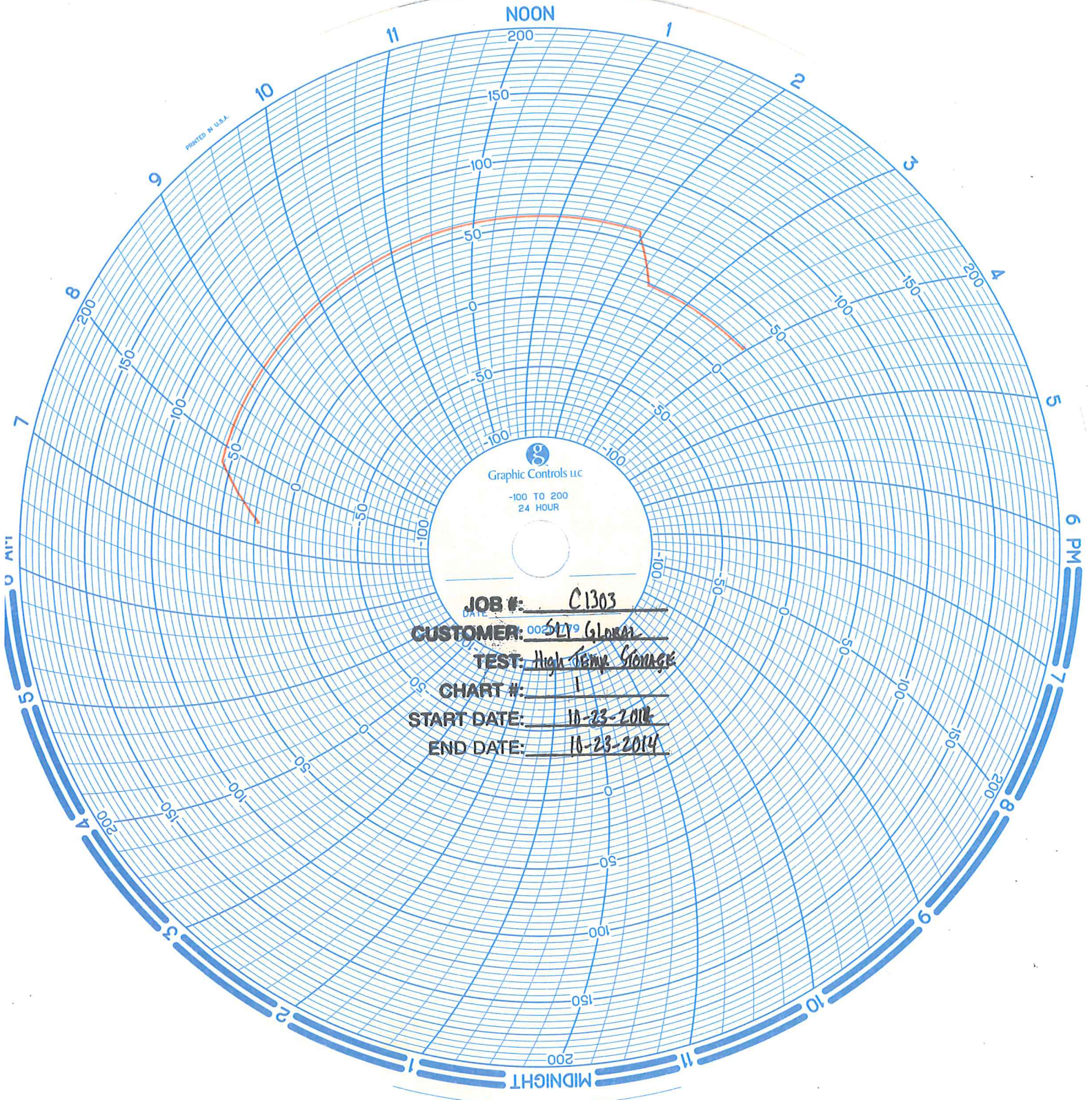


PRINTED IN U.S.A.

NOON  
200

Graphic Controls LLC  
-100 TO 200  
24 HOUR


**JOB #:** C1303  
**CUSTOMER:** 00252179 GLOVER  
**TEST:** High Temp Storage  
**CHART #:** 1  
**START DATE:** 10-23-2010  
**END DATE:** 10-23-2014



MIDNIGHT





  
Date: 10-23 - 14  
SLI Global  
Job# C1303  
High Temperature

10/23/2014

CAUTION  
LOCK  
FOR S  
BEFOR  
STA



CHICAGO  
TEK

Date: 10-23 - 14  
SLI Global  
Job# C1303  
High Temperature  
POST EXPOSURE

10/23/2014

CAUTION  
LOCK DOOR  
FOR SAFETY  
BEFORE YOU  
START

HEMOTRON



# Test Data Log

Job Number: C1303  
 Customer: SLI Global

Date Started: 10/13/2014  
 Date Completed: 10/27/2014

Reviewing Engineer: David Bowles

Responsible Technician: Tony Arbogast

Signature:

Type of Test: Humidity  
 Test Specification: SLI Global SOW Section 4.3.8.2 (Ref: MIL-STD 810D Method 507.2 Procedure I)

Specimen Description: Verity Packaged Samples (2)

Specimen P/N or Model No.	Specimen S/N
(Verity Scan) 2005350 Rev. B	S1400005009
(Verity Touch Writer) 20005352 Rev. B	W1400006609

Laboratory Temperature: +74°F

Laboratory Humidity: 25%RH

**Test Description:**

Expose the non-operating samples to a minimum of 24 hours at +23°C and 50%RH. Then transition the chamber to 31°C and 88%RH and stabilize (2 hours). Then begin (10) 24 hour temperature & humidity cycles per Figure 3. Upon completion of 5 cycles the customer will remove the samples and perform operational status test as specified. If the sample passes operational testing then return them to the chamber and continue with the remaining five cycles. Upon completion of the testing the customer will remove the samples and perform operational testing and evaluation of the samples

Initials	Date	Time	Notes	Photo
TA	10/13/2014	1719	Begin setup of the samples and chamber #1204 for exposure.	<input type="checkbox"/>
TA	10/13/2014	1900	Setup is complete. Begin 36 hour hold at +23°C & 50%RH. O.T. protection is set at 0°C and +55°C.	<input checked="" type="checkbox"/>
KH	10/14/2014	0815	Continue hold at +23.2°C & 48.7%RH with O.T. protection set at 0°C and +55°C.	<input type="checkbox"/>
KH	10/14/2014	1730	Continue +23.2°C & 49.6%RH exposure with the chamber holding conditions.	<input type="checkbox"/>
KH	10/15/2014	0650	The chamber is to begin 1 hour transition to +31°C & 88%RH in approx. 20 minutes. The chamber will then stabilize for a period of 2 hours. Followed by 10 24 hour cycles as specified.	<input type="checkbox"/>
KH	10/15/2014	1630	Continue exposure with the chamber currently at +30.9°C & 88.4%RH.	<input type="checkbox"/>
KH	10/16/2014	0700	The chamber is at +34.5°C & 77.4%RH and continuing humidity cycling exposure. O.T. protection is set at 0°C and +55°C.	<input type="checkbox"/>
KH	10/16/2014	1700	Continue exposure with the chamber currently at +31.6°C & 86.4%RH.	<input type="checkbox"/>
KH	10/17/2014	0650	The chamber is at +35.2°C & 76.1%RH and continuing humidity cycling exposure. O.T. protection is set at 0°C and +55°C.	<input type="checkbox"/>



Initials	Date	Time	Notes	Photo
TA	10/17/2014	1653	Continue exposure with the chamber currently at +33°C & 81%RH.	<input type="checkbox"/>
KH	10/18/2014	1410	The chamber is at +31.1°C & 88.5%RH and continuing humidity cycling exposure. O.T. protection is set at 0°C and +55°C.	<input type="checkbox"/>
KH	10/19/2014	1420	The chamber is at +30.9°C & 88.2%RH and continuing humidity cycling exposure. O.T. protection is set at 0°C and +55°C.	<input type="checkbox"/>
TA	10/20/2014	0705	The chamber is at +34°C & 77%RH and continuing humidity cycling exposure. O.T. protection is set at 0°C and +55°C. Changed the chart paper.	<input type="checkbox"/>
TA	10/20/2014	1118	The customer is on-site and opened the chamber for end of the 5 <sup>th</sup> cycle functional testing (+31C & 88%RH).	<input type="checkbox"/>
TA	10/20/2014	1218	The customer reports that the sample are operating as specified. Return the samples to the chamber and continue with remaining humidity cycles.	<input type="checkbox"/>
TA	10/20/2014	1622	Continue exposure with the chamber currently at +31°C & 88%RH.	<input type="checkbox"/>
TA	10/21/2014	0745	The chamber is at +36°C & 71%RH and continuing humidity cycling exposure. O.T. protection is set at 0°C and +55°C.	<input type="checkbox"/>
TA	10/21/2014	1635	Continue exposure with the chamber currently at +31°C & 88%RH.	<input type="checkbox"/>
TA	10/22/2014	0759	The chamber is at +36°C & 72%RH and continuing humidity cycling exposure. O.T. protection is set at 0°C and +55°C.	<input type="checkbox"/>
TA	10/23/2014	0746	The chamber is at +36°C & 70%RH and continuing humidity cycling exposure. O.T. protection is set at 0°C and +55°C.	<input type="checkbox"/>
TA	10/23/2014	1607	Continue exposure with the chamber currently at +31°C & 88%RH.	<input type="checkbox"/>
TA	10/24/2014	0756	The chamber is at +36°C & 71%RH and continuing humidity cycling exposure. O.T. protection is set at 0°C and +55°C.	<input type="checkbox"/>
TA	10/24/2014	1610	Continue exposure with the chamber currently at +31°C & 88%RH.	<input type="checkbox"/>
TA	10/26/2014	0750	The chamber is at +23°C & 30%RH with humidity cycling exposure complete. The chamber is holding at ambient conditions with O.T. protection is set at 0°C and +55°C.	<input type="checkbox"/>
TA	10/27/2014	0745	The chamber is at +23°C & 30%RH with O.T. protection is set at 0°C and +55°C.	<input type="checkbox"/>
KH	10/27/2014	0815	The customer is on-site and to remove the samples from the chamber and perform post exposure inspection and operational testing.	<input checked="" type="checkbox"/>
TA	10/27/2014	0945	The customer reports no damage and the samples are operating as specified. Test Complete.	<input type="checkbox"/>

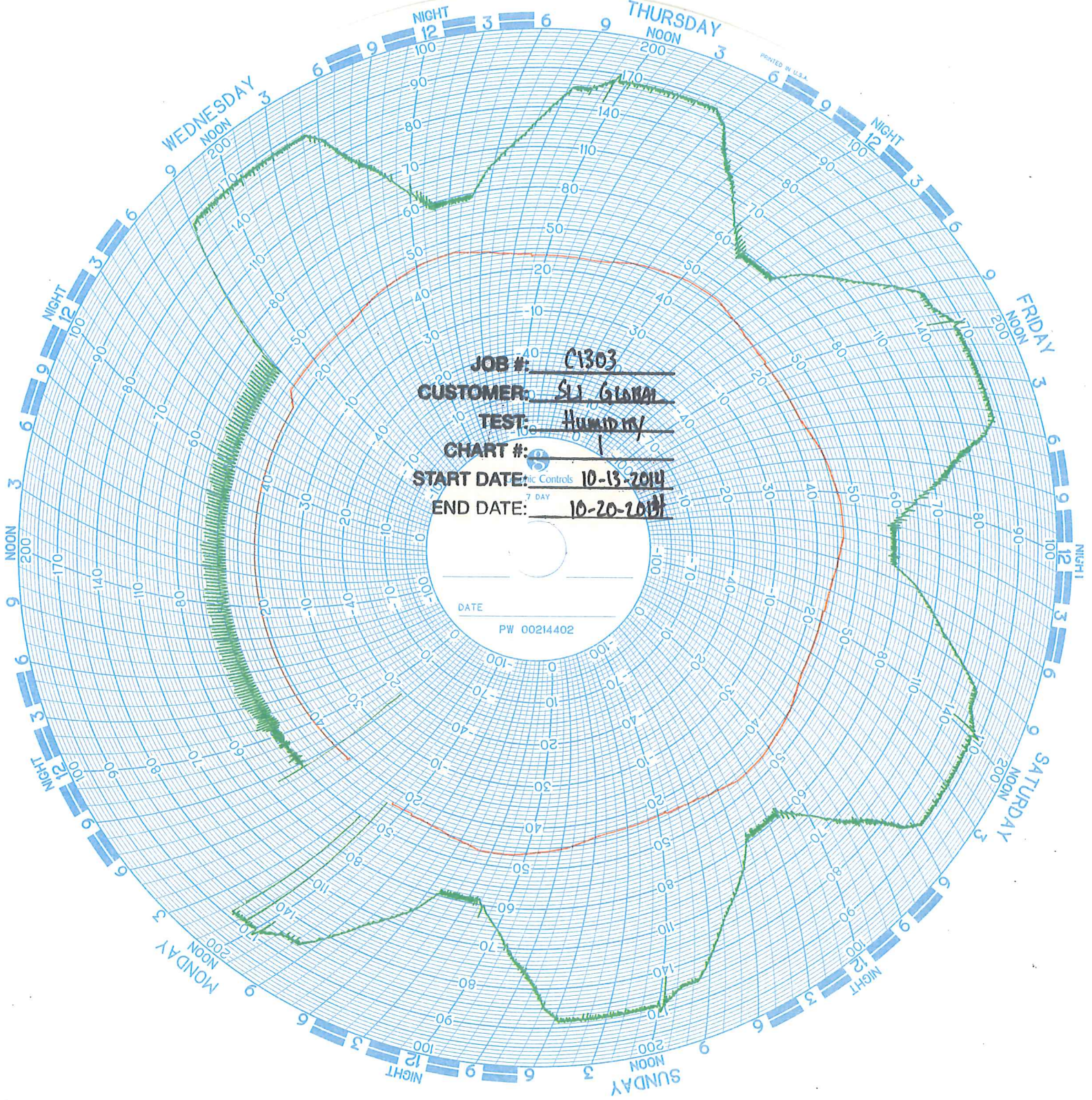
**DS2 - Test Equipment List**



**Test:** Humidity                      **Job Number:** C1303                      **Date:** 10/13/2014

Test Equipment List						
Equipment Description	Manufacturer	Model	S/N	Cal No.	Calibrated Date (mm/dd/yy)	Calibration Due Date (mm/dd/yy)
Environmental Chamber	Thermotron	SE-1200-5	31051	1204	02/11/14	02/11/15
Digital Temp / RH Meter	Cole Palmer	90080-03	130033077	FR417	03/27/13	03/31/15





JOB #: C1303

CUSTOMER: SLI GLOBAL

TEST: Humidity

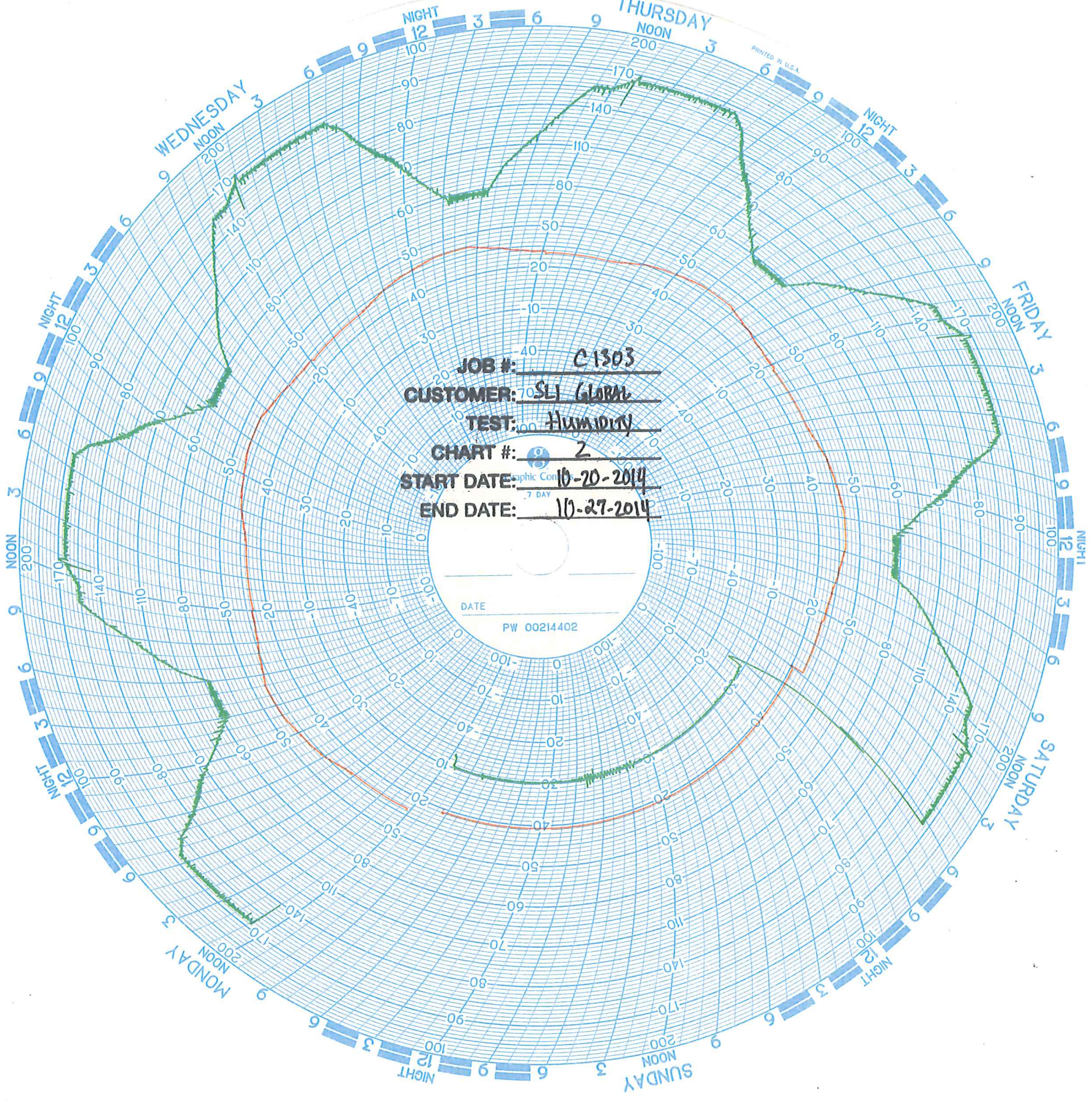
CHART #: 1

START DATE: 10-13-2014

END DATE: 10-20-2014

DATE  
PW 00214402





**JOB #:** C1303  
**CUSTOMER:** SLI GLOBAL  
**TEST:** HUMIDITY  
**CHART #:** 2  
**START DATE:** 10-20-2014  
**END DATE:** 10-27-2014

DATE \_\_\_\_\_  
 PW 00214402

PRINTED IN U.S.A.





CASCADE  
TEK  
Date: 10-13 - 14  
SLI Global  
Job# C1303  
Humidity

10/13/2014

fw

5

PRO SCHROEDER/TOS ENBLEY  
ENC INTEGRITY  
1736 VISTA VIEW DR  
LONGFORD CO MASSACHUSETTS  
01906-0000  
AG FNLA  
TUE - 30 SEP 12 00  
PRIORITY OVERSIGHT  
20504  
DEN

Tenney  
(800) 586-2473  
www.tenneyinc.com

**Date: 10-27-2014**  
**Job: C1303**  
**SLI Global**  
**Humidity**  
**Post Exposure**

10/27/2014





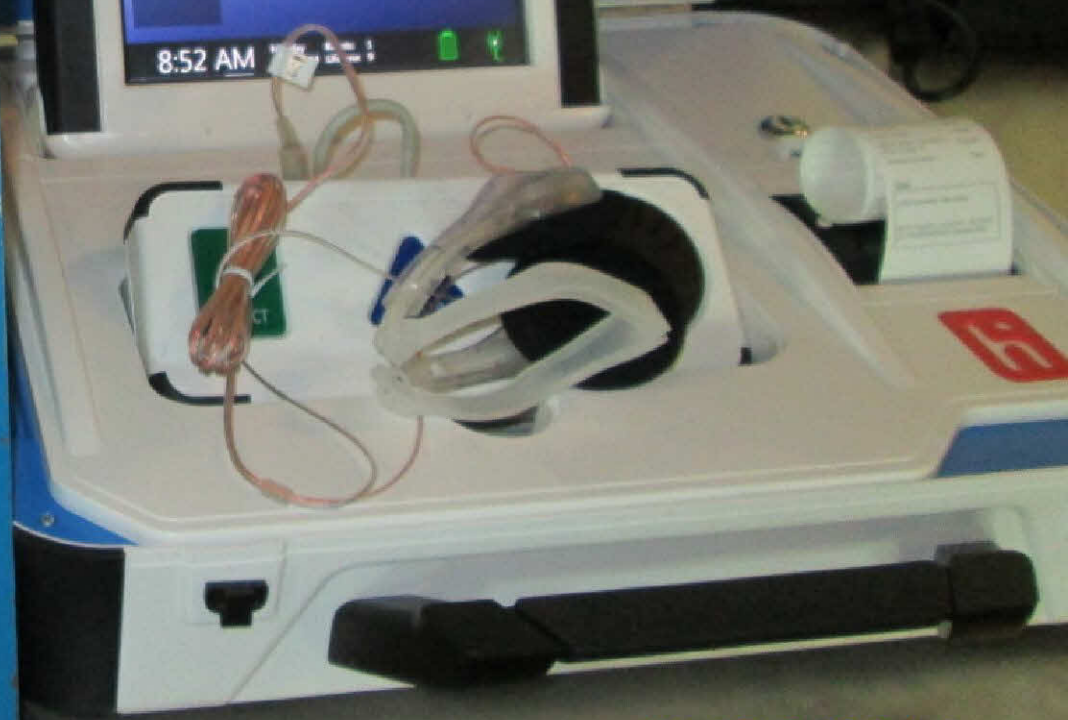
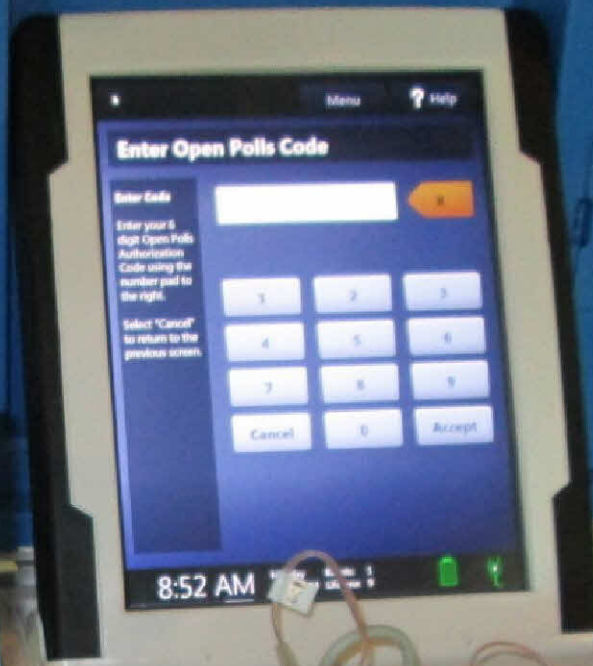
Tennet  
800.596.2475  
www.tennet.com

**Date: 10-27-2014**  
**Job: C1303**  
**SLI Global**  
**Humidity**  
**Post Exposure**

10/27/2014



**Date: 10-27-2014**  
**Job: C1303**  
**SLI Global**  
**Humidity**  
**Post Exposure**



10/27/2014





**Date: 10-27-2014**  
**Job: C1303**  
**SLI Global**  
**Humidity**  
**Post Exposure**



Setting Up Election...

Please wait

8:56 AM

Monday 10/27/2014

Ballots: 4

Quota: 4

Lifetime: 59

10/27/2014



# Test Data Log

Job Number: C1303  
 Customer: SLI Global

Date Started: 10/13/2014  
 Date Completed: 10/17/2014

Reviewing Engineer: David Bowles

Responsible Technician: Tony Arbogast

Signature:

Type of Test: Temperature/Power Variation (Operating, 1<sup>st</sup> Configuration)

Test Specification: SLI Global SOW Section 4.4.3 Ref: MIL-STD-810-D, Method 502.2 and Method 501.2

Specimen Description: Verity Scan (2), Ballot Box (2), Verity Touch Writer (2), Standard Booth (1), Accessible Booth (1) and Printer (2)

Specimen P/N or Model No.	Specimen S/N
3005350/2005350 (VS)	S1400005909, S1400005809
2005357 (Ballot Box)	X14000102
3005352/2005352 (VTW)	W1400007609, W1400007409
2005358 (Standard Booth)	M14000102
5005359 (Accessible Booth)	L14000102
431d Printers	AK47007782A0, AK47007784A0

Laboratory Temperature: +75°F

Laboratory Humidity: 26%RH

**Test Description:**

Expose the operating samples to 85 hours of temperature variation/power cycling (per Figure 5). Sample operation, power cycling and monitoring will be performed by the customer during the entire testing period. Temperature extremes of +50°F (+10°C), +95°F (+35°C) and ambient lab conditions.

Initials	Date	Time	Notes	Photo
TA	10/13/2014	0806	The customer is on-site and to begin set-up of the operating and monitoring equipment for the testing.	<input type="checkbox"/>
TA	10/13/2014	2027	Resume set-up of the samples 10/14/2014. The samples will remain in ambient lab conditions (non-operating).	<input type="checkbox"/>
MB	10/14/2014	0800	The customer is on-site and to resume set-up of the operating and monitoring equipment for the testing (chamber #1204).	<input type="checkbox"/>
MB	10/14/2014	0830	The input voltage is set at 117Vac.	<input type="checkbox"/>
MB	10/14/2014	0840	Seal the chamber and set the temperature to +10°C (+50°F). The over/under temperature protection is set at +60°C and 0°C.	<input checked="" type="checkbox"/>
KH	10/14/2014	1242	Set the input voltage to 105Vac. The chamber temperature is at +10°C. Continue the exposure.	<input type="checkbox"/>
KH	10/14/2014	1640	Set the input voltage to 129Vac. The chamber temperature is at +10°C. Continue the exposure.	<input type="checkbox"/>
TA	10/14/2014	1730	Continue +10°C exposure with the samples powered on at 129Vac.	<input type="checkbox"/>
TA	10/14/2014	2010	Continue +10°C exposure with the samples powered on at 117Vac.	<input type="checkbox"/>



Initials	Date	Time	Notes	Photo
TA	10/14/2014	2040	Ramp the chamber to +35°C (+95°F) with the samples powered on at 117Vac (1 <sup>st</sup> 12 hour cycle is complete).	<input type="checkbox"/>
TA	10/14/2014	2045	Begin the 2 <sup>nd</sup> 12 hour cycle at +35°C and 117Vac.	<input type="checkbox"/>
TA	10/15/2014	0045	Set the input voltage to 105Vac. The chamber temperature is at +35°C.	<input type="checkbox"/>
TA	10/15/2014	0445	Continue +35°C exposure with the samples powered on at 129Vac.	<input type="checkbox"/>
MB	10/15/2014	0815	Continue +35°C exposure with the samples powered on at 117Vac.	<input type="checkbox"/>
MB	10/15/2014	0845	Ramp the chamber to +10°C with the samples powered on at 117Vac (1 <sup>st</sup> 24 hour cycle is complete). The over/under temperature protection is set at +60°C and 0°C.	<input type="checkbox"/>
TA	10/15/2014	2040	Continue +10°C exposure with the samples powered on at 117Vac.	<input type="checkbox"/>
TA	10/16/2014	2110	Ramp the chamber to +35°C (+95°F) with the samples powered on at 117Vac (3 <sup>rd</sup> 12 hour cycle is complete).	<input type="checkbox"/>
TA	10/16/2014	2120	Begin the 4 <sup>th</sup> 12 hour cycle at +35°C and 117Vac.	<input type="checkbox"/>
TA	10/16/2014	0120	Set the input voltage to 105Vac. The chamber temperature is at +35°C.	<input type="checkbox"/>
TA	10/16/2014	0520	Continue +35°C exposure with the samples powered on at 129Vac. The over/under temperature protection is set at +60°C and 0°C.	<input type="checkbox"/>
KH	10/16/2014	0850	Continue +35°C exposure with the samples powered on at 117Vac.	<input type="checkbox"/>
KH	10/16/2014	0920	2-24 hour cycles have been completed. Begin transition of the chamber to +23°C while the samples are powered on at 117Vac.	<input type="checkbox"/>
TA	10/16/2014	1730	Continue ambient lab condition exposure with the customer on-site. The samples powered on at 117Vac while at ambient lab conditions.	<input type="checkbox"/>
TA	10/17/2014	0500	Continue ambient lab conditions exposure with the samples powered on at 117Vac.	<input type="checkbox"/>
TA	10/17/2014	1735	Continue ambient lab condition exposure with the customer on-site. The samples powered on at 117Vac while at ambient lab conditions.	<input type="checkbox"/>
TA	10/17/2014	2215	The customer reports that the samples are operating as specified. No visible damage to the samples noted. The samples will be returned to the customer for final disposition. Test Complete.	<input type="checkbox"/>

**DS2 - Test Equipment List**



**Test:** Temperature/Power Variation

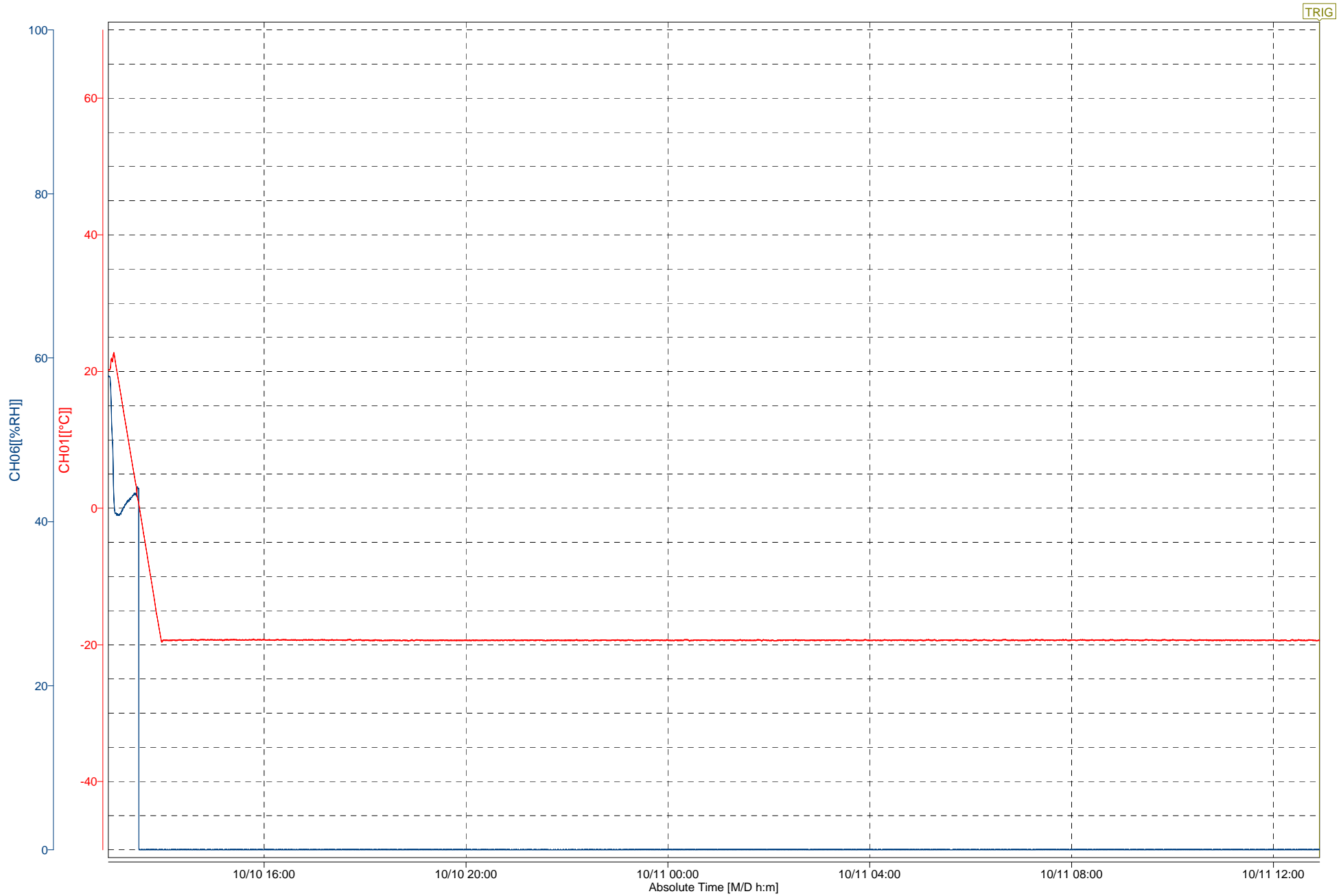
**Job Number:** C1303

**Date:** 10/13/2014

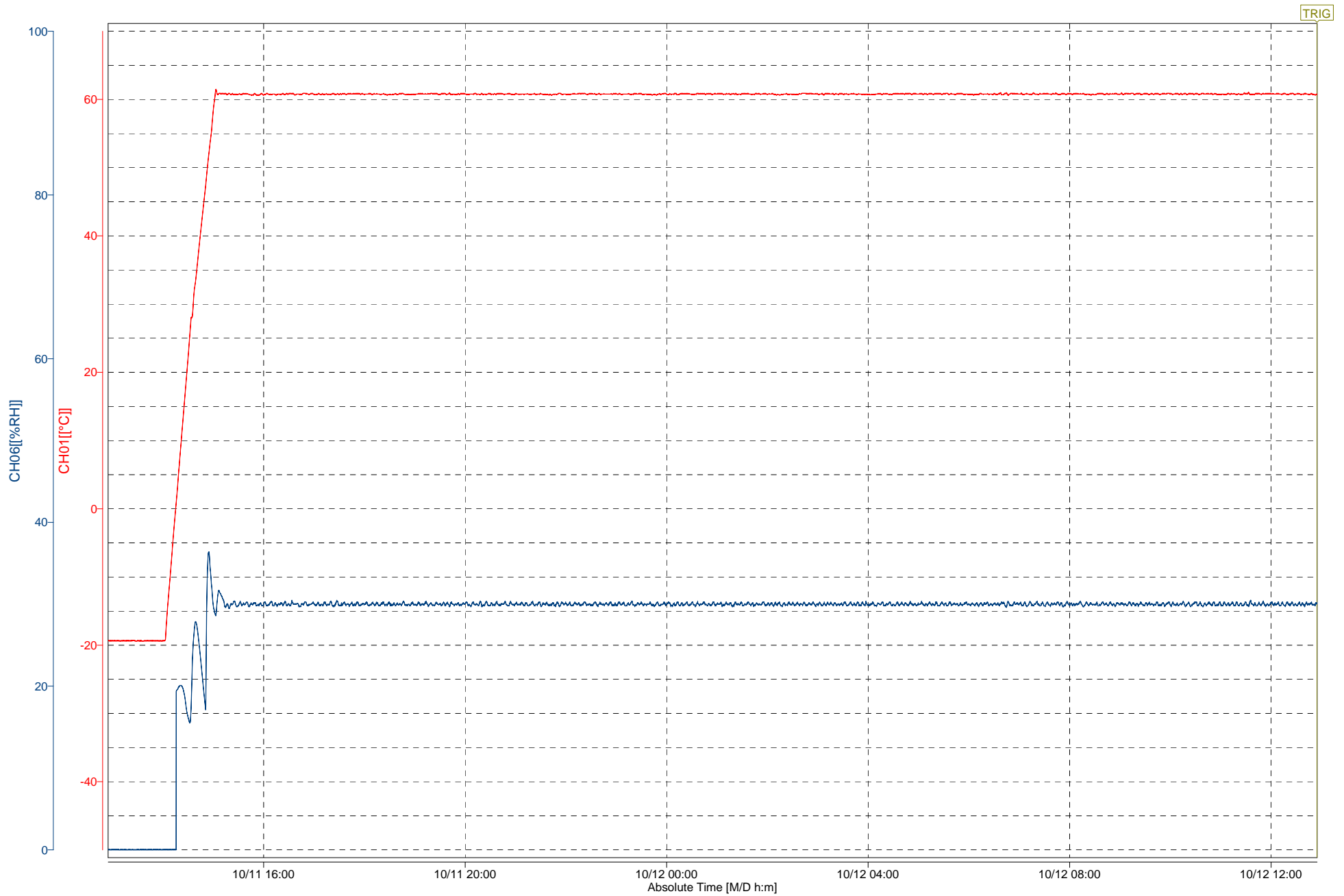
Test Equipment List						
Equipment Description	Manufacturer	Model	S/N	Cal No.	Calibrated Date (mm/dd/yy)	Calibration Due Date (mm/dd/yy)
Walk In Temperature/Humidity Chamber	Espec	EWPX823-30CW	358174	1267	07/01/14	07/01/15
Digital Temp / RH Meter	Cole Palmer	90080-03	130033077	FR417	03/27/13	03/31/15
Variac Power Control	Staco Energy Prod Co	251OCT	N/A	FR491	Reference Only	
Digital Volt Meter	Fluke	75	37770341	FR235	05/16/14	05/31/15



Start Time : 2014/10/10 12:54:50.000  
Stop Time : 2014/10/11 12:54:40.000  
Printed Group : GROUP 2  
Printed Range : 2014/10/10 12:54:50.000 - 2014/10/11 12:54:40.000  
Comment : SLI Global, Job #C1303

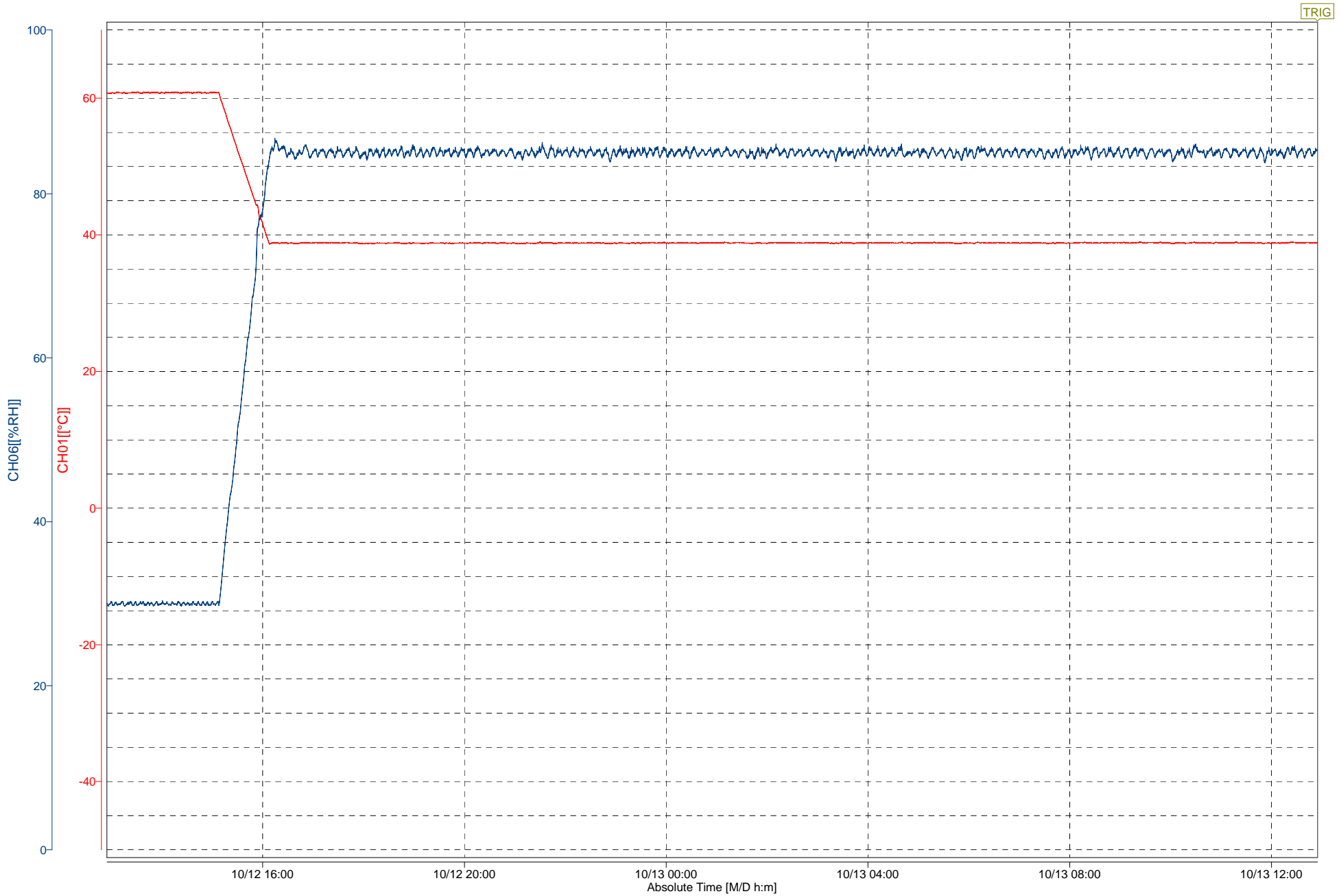


Start Time : 2014/10/11 12:54:50.000  
Stop Time : 2014/10/12 12:54:40.000  
Printed Group : GROUP 2  
Printed Range : 2014/10/11 12:54:50.000 - 2014/10/12 12:54:40.000  
Comment : SLI Global, Job #C1303

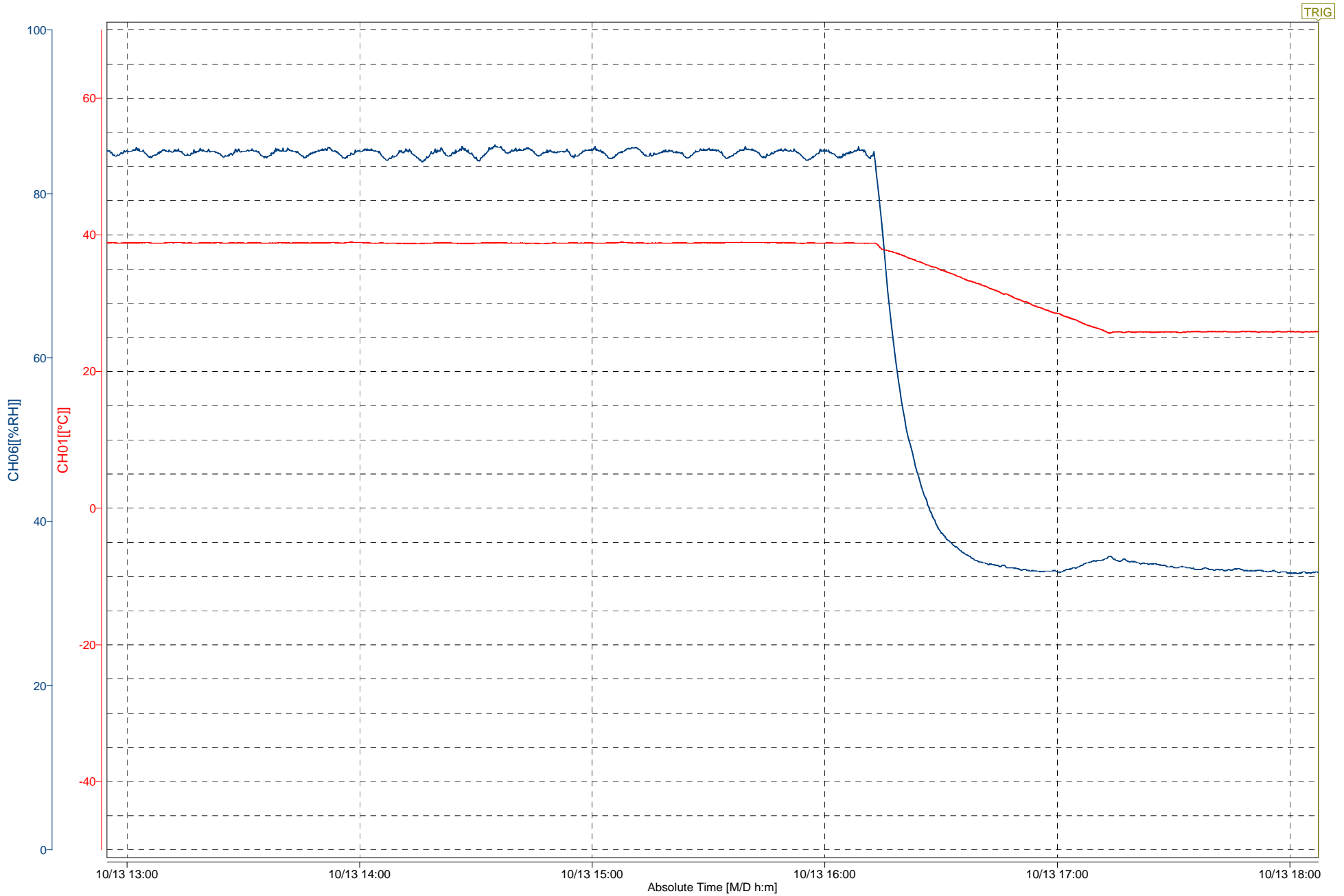




Start Time : 2014/10/12 12:54:50.000  
Stop Time : 2014/10/13 12:54:40.000  
Printed Group : GROUP 2  
Printed Range : 2014/10/12 12:54:50.000 - 2014/10/13 12:54:40.000  
Comment : SLI Global, Job #C1303

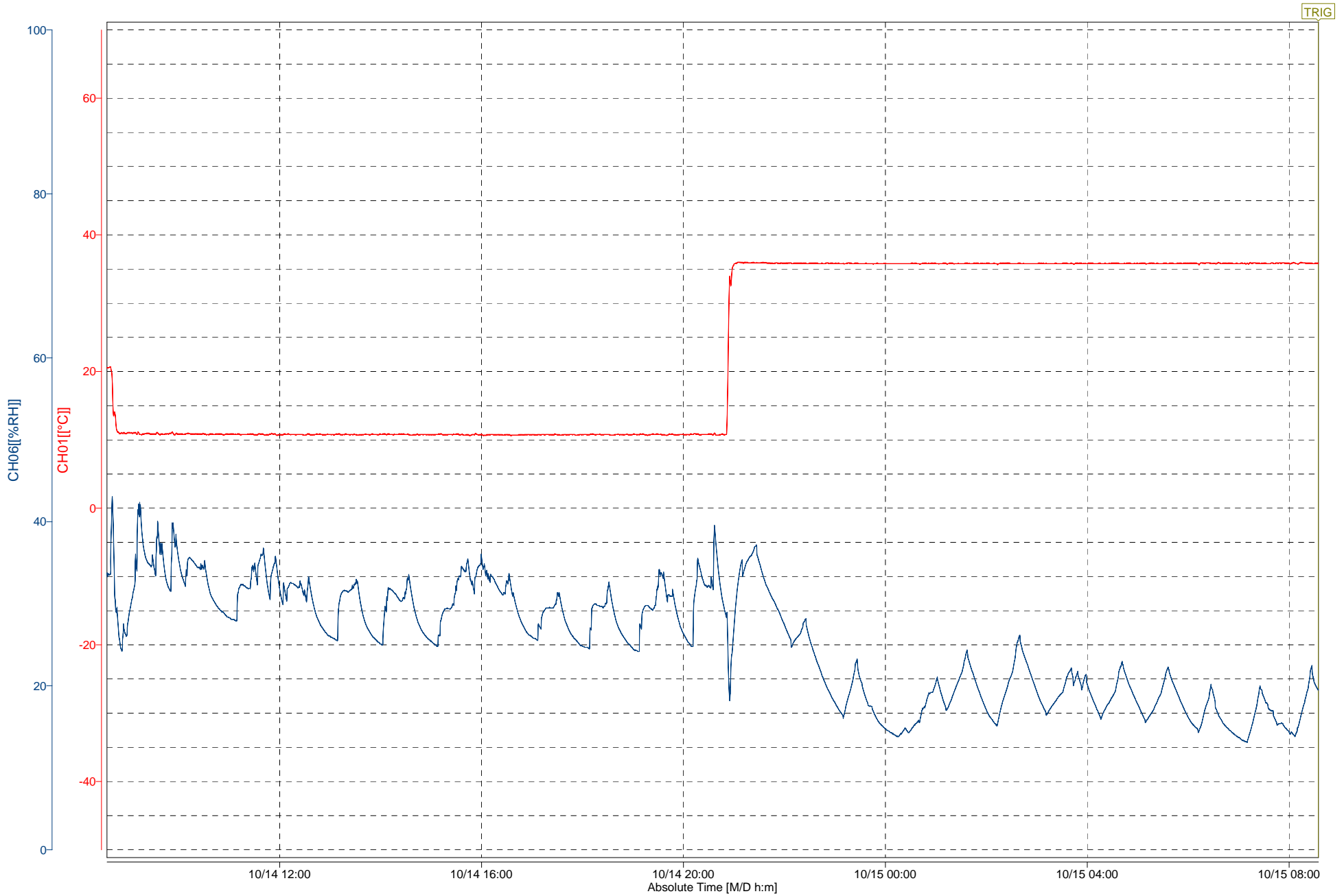


Start Time : 2014/10/13 12:54:50.000  
Stop Time : 2014/10/13 18:07:20.000  
Printed Group : GROUP 2  
Printed Range : 2014/10/13 12:54:50.000 - 2014/10/13 18:07:20.000  
Comment : SLI Global, ob #C1303

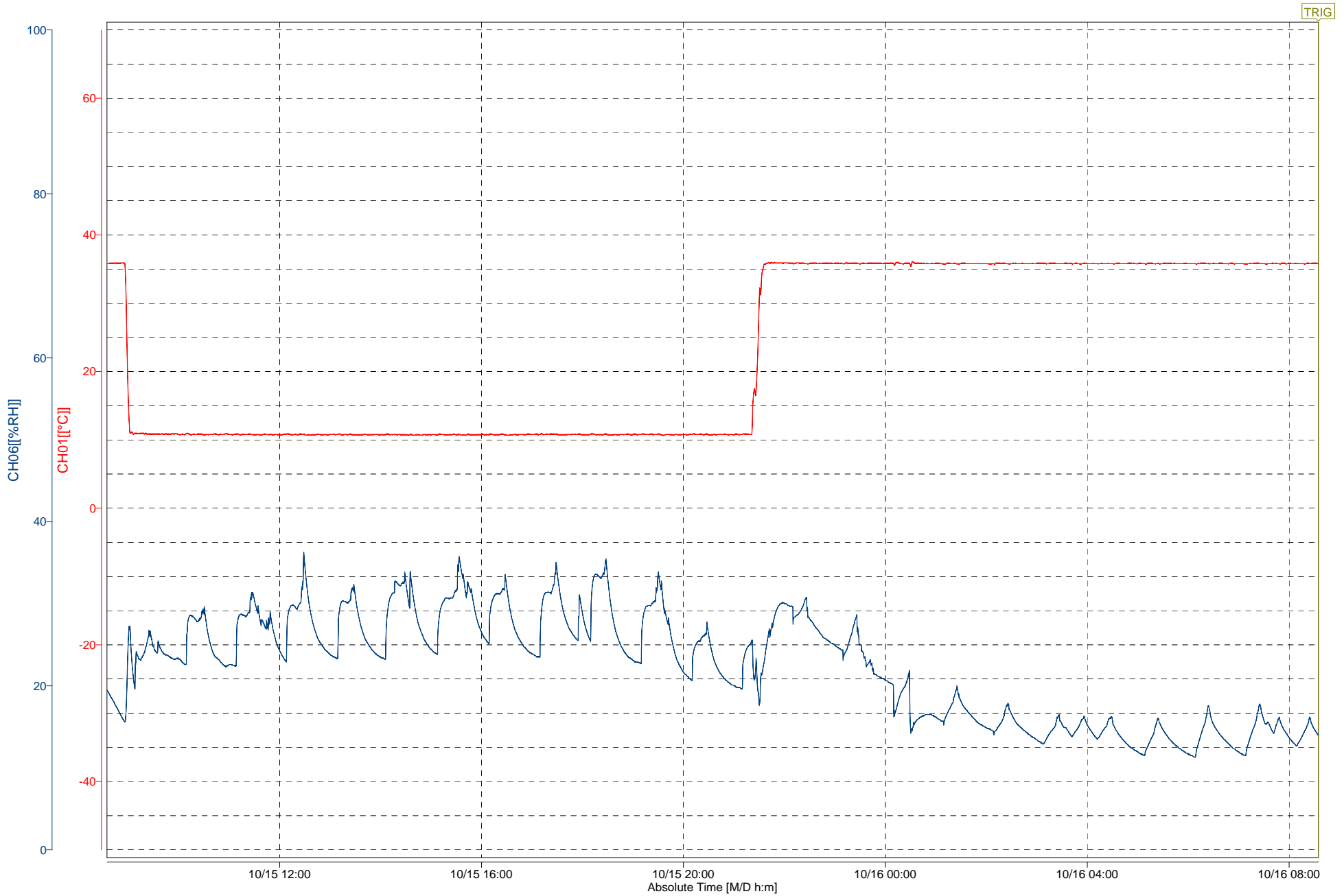




Start Time : 2014/10/14 08:34:50.000  
Stop Time : 2014/10/15 08:34:40.000  
Printed Group : GROUP 2  
Printed Range : 2014/10/14 08:34:50.000 - 2014/10/15 08:34:40.000  
Comment : SLI Global, Job #C1303

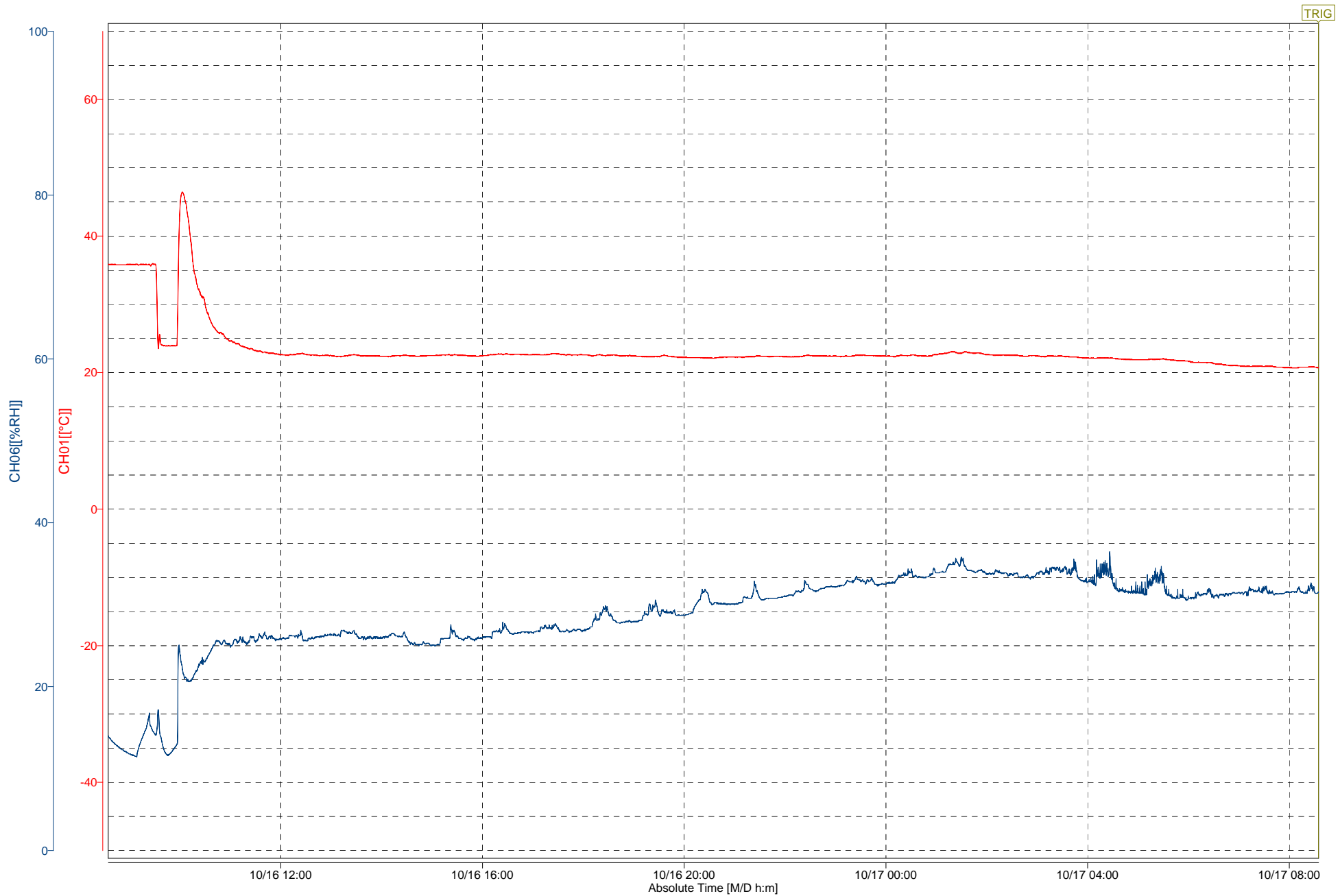


Start Time : 2014/10/15 08:34:50.000  
Stop Time : 2014/10/16 08:34:40.000  
Printed Group : GROUP 2  
Printed Range : 2014/10/15 08:34:50.000 - 2014/10/16 08:34:40.000  
Comment : SLI Global, Job #C1303



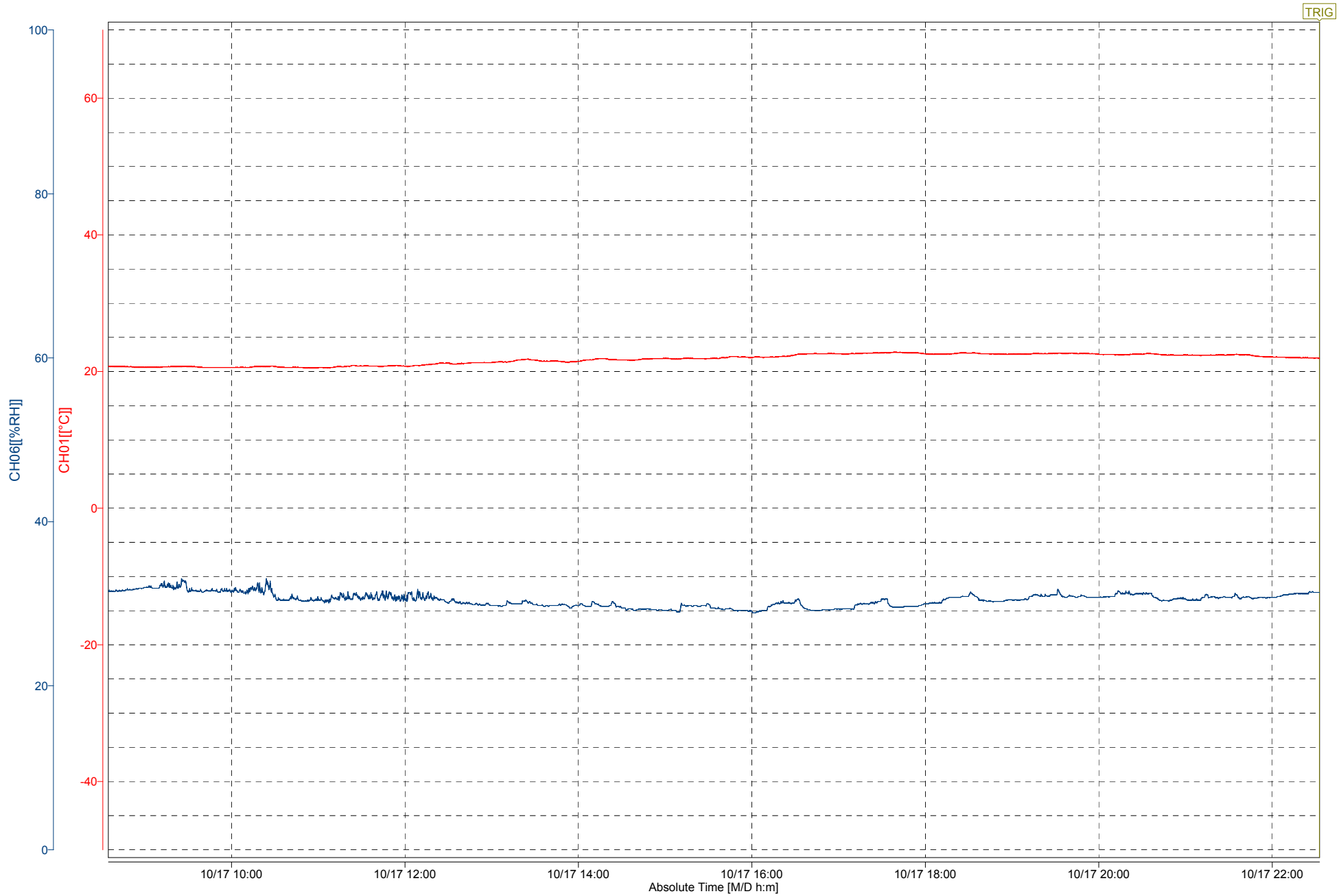


Start Time : 2014/10/16 08:34:50.000  
Stop Time : 2014/10/17 08:34:40.000  
Printed Group : GROUP 2  
Printed Range : 2014/10/16 08:34:50.000 - 2014/10/17 08:34:40.000  
Comment : SLI Global, Job #C1303



Start Time : 2014/10/17 08:34:50.000  
Stop Time : 2014/10/17 22:32:40.000

Printed Group : GROUP 2  
Printed Range : 2014/10/17 08:34:50.000 - 2014/10/17 22:32:40.000  
Comment : SLI Global, Job #C1303





TEK  
Date: 10 - 14 - 14  
SLI Global  
Job# C1303  
Temperature/Power  
Variation (Option 1)



10/14/2014





Date: 10 - 14 - 14  
SLI Global  
Job# C1303  
Temperature/Power  
Variation (Option 1)

OKI

B431d

SELECT

10/14/2014





Date: 10 - 14 - 14  
SLI Global  
Job# C1303  
Temperature/Power  
Variation (Option 1)

10/14/2014



# Test Data Log

Job Number: C1384  
 Customer: SLI Global Solutions, Inc.

Date Started: 11/8/2014  
 Date Completed: 11/17/2014

Reviewing Engineer: David Bowles

Responsible Technician: Tony Arbogast

Signature:

Type of Test: Temperature/Power Variation  
 Test Specification: SLI Global SOW Section 4.4.3 Ref: MIL-STD-810-D, Method 502.2 and Method 501.2

Specimen Description: Central Count (COTS) Systems

Specimen P/N or Model No.	Specimen S/N
Tower Workstation-Central Client Server (COTS) HP Z230	2UA4141BP0
Tower Workstation-Central Client (COTS) HP Z230	2UA4141BNS
Tower Workstation-Build (COTS) HP Z230	2UA4141BNT
Cannon Color Scanner Image Formula (COTS) DR-G1100	GG30399
Cannon Color Scanner Image Formula (COTS) DR-G1130	GF300001
Kodak Scanner (COTS) 15600	47493479

Laboratory Temperature: +71°F

Laboratory Humidity: 18%RH

**Test Description:** Expose the samples to 163 hours of exposure with the customer to perform operational testing power cycling as specified in the test plan. Temperature controlled conditions of +10°C (+50°F), +35°C (+95°F) and ambient lab conditions.

Initials	Date	Time	Notes	Photo
TA	11/8/2014	0749	The customer is on-site and to begin setup of the samples for exposure.	<input type="checkbox"/>
TA	11/8/2014	0950	Setup to continue on 11-10-14. Samples at ambient lab conditions.	<input type="checkbox"/>
TA	11/10/2014	0800	The customer is on-site and to continue setup of the samples for exposure. Begin setup of chamber #1217 for exposure.	<input type="checkbox"/>
KH	11/10/2014	1131	Begin transition of the chamber to +50°F (+10°C) with RH off. The samples are operating at 117VAC. O.T. protection is set at 0°C and +50°C.	<input checked="" type="checkbox"/>
KH	11/10/2014	1145	The chamber is at +10°C and begin 4 hour minimum hold (samples operating at 117VAC).	<input type="checkbox"/>
TA	11/10/2014	1745	Adjust the sample operating voltage to 105VAC and continue hold at +10°C.	<input type="checkbox"/>
TA	11/10/2014	2149	Adjust the sample operating voltage to 129VAC and continue hold at +10°C.	<input type="checkbox"/>
TA	11/11/2014	0004	Begin transition of the chamber to +95°F (+35°C) while at 129VAC	<input type="checkbox"/>
TA	11/11/2014	0149	Adjust the sample operating voltage to 117VAC and continue hold at +35°C.	<input type="checkbox"/>



Initials	Date	Time	Notes	Photo
TA	11/11/2014	0550	Adjust the sample operating voltage to 105VAC and continue hold at +35°C.	<input type="checkbox"/>
KH	11/11/2014	1050	Adjust the sample operating voltage to 129VAC and continue hold at +35°C.	<input type="checkbox"/>
KH	11/11/2014	1202	Transition the chamber to +10°C and sample power to 117VAC. Continue exposure with O.T. protection set at 0°C and +50°C.	<input type="checkbox"/>
TA	11/11/2014	1627	Adjust the sample operating voltage to 105VAC and continue hold at +10°C.	<input type="checkbox"/>
TA	11/11/2014	2030	Adjust the sample operating voltage to 129VAC and continue hold at +10°C.	<input type="checkbox"/>
TA	11/12/2014	0002	Adjust the sample operating voltage to 117VAC and continue hold at +10°C.	<input type="checkbox"/>
TA	11/12/2014	1236	Begin transition of the chamber to +95°F (+35°C) while at 117VAC.	<input type="checkbox"/>
TA	11/12/2014	0452	Adjust the sample operating voltage to 105VAC and continue hold at +35°C.	<input type="checkbox"/>
KH	11/12/2014	0852	Adjust the sample operating voltage to 129VAC and continue hold at +35°C.	<input type="checkbox"/>
KH	11/12/2014	1252	2 cycles of exposure is complete. Open the chamber and power of controlled conditioning. The customer will continue sample operation at 117VAC.	<input type="checkbox"/>
TA	11/12/2014	2359	Continue ambient condition operating exposure with the customer to perform operational testing as specified. Samples powered on at 117VAC.	<input type="checkbox"/>
TA	11/13/2014	0635	Continue ambient condition operating exposure with the customer to perform operational testing as specified. Samples powered on at 117VAC.	<input type="checkbox"/>
TA	11/13/2014	1630	Continue ambient condition operating exposure with the customer to perform operational testing as specified. Samples powered on at 117VAC.	<input type="checkbox"/>
KH	11/14/2014	0600	Continue ambient condition operating exposure with the customer to perform operational testing as specified. Samples powered on at 117VAC.	<input type="checkbox"/>
TA	11/14/2014	1800	Continue ambient condition operating exposure with the customer to perform operational testing as specified. Samples powered on at 117VAC.	<input type="checkbox"/>
TA	11/15/2014	0600	Continue ambient condition operating exposure with the customer to perform operational testing as specified. Samples powered on at 117VAC.	<input type="checkbox"/>
TA	11/16/2014	0605	Continue ambient condition operating exposure with the customer to perform operational testing as specified. Samples powered on at 117VAC.	<input type="checkbox"/>
TA	11/17/2014	0602	Continue ambient condition operating exposure with the customer to perform operational testing as specified. Samples powered on at 117VAC.	<input type="checkbox"/>
TA	11/17/2014	0728	Customer reports that exposure is complete. The customer will power down all of the samples and remove from the chamber.	<input type="checkbox"/>
TA	11/17/2014	0810	Test Complete.	<input type="checkbox"/>

**DS2 - Test Equipment List**

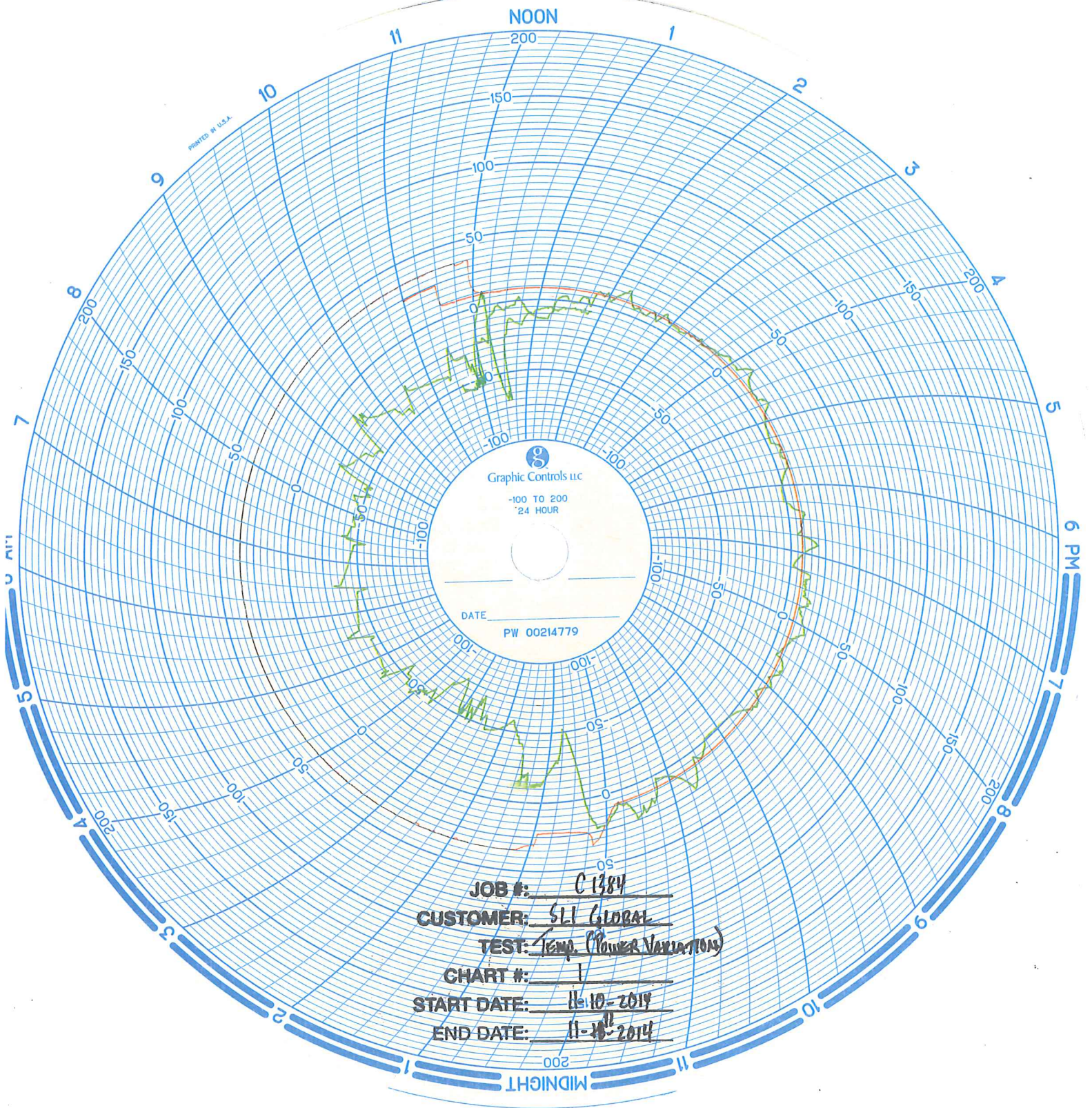


**Test:** Temperature (Power Variation)      **Job Number:** C1384      **Date:** 11/08/2014

Test Equipment List						
Equipment Description	Manufacturer	Model	S/N	Cal No.	Calibrated Date (mm/dd/yy)	Calibration Due Date (mm/dd/yy)
ESS walk in chamber	Environmental Equipment Sales	PTN 069LGBE	T10J21518	1217	04/29/14	04/29/15
Digital Temp / RH Meter	Cole Palmer	90080-03	130033077	FR417	03/27/13	03/31/15
Variac Power Control	Staco Energy Prod Co	251OCT	N/A	FR491	Reference Only	
Digital Volt Meter	Fluke	75	37770341	FR235	05/16/14	05/31/15



PRINTED IN U.S.A.



Graphic Controls LLC

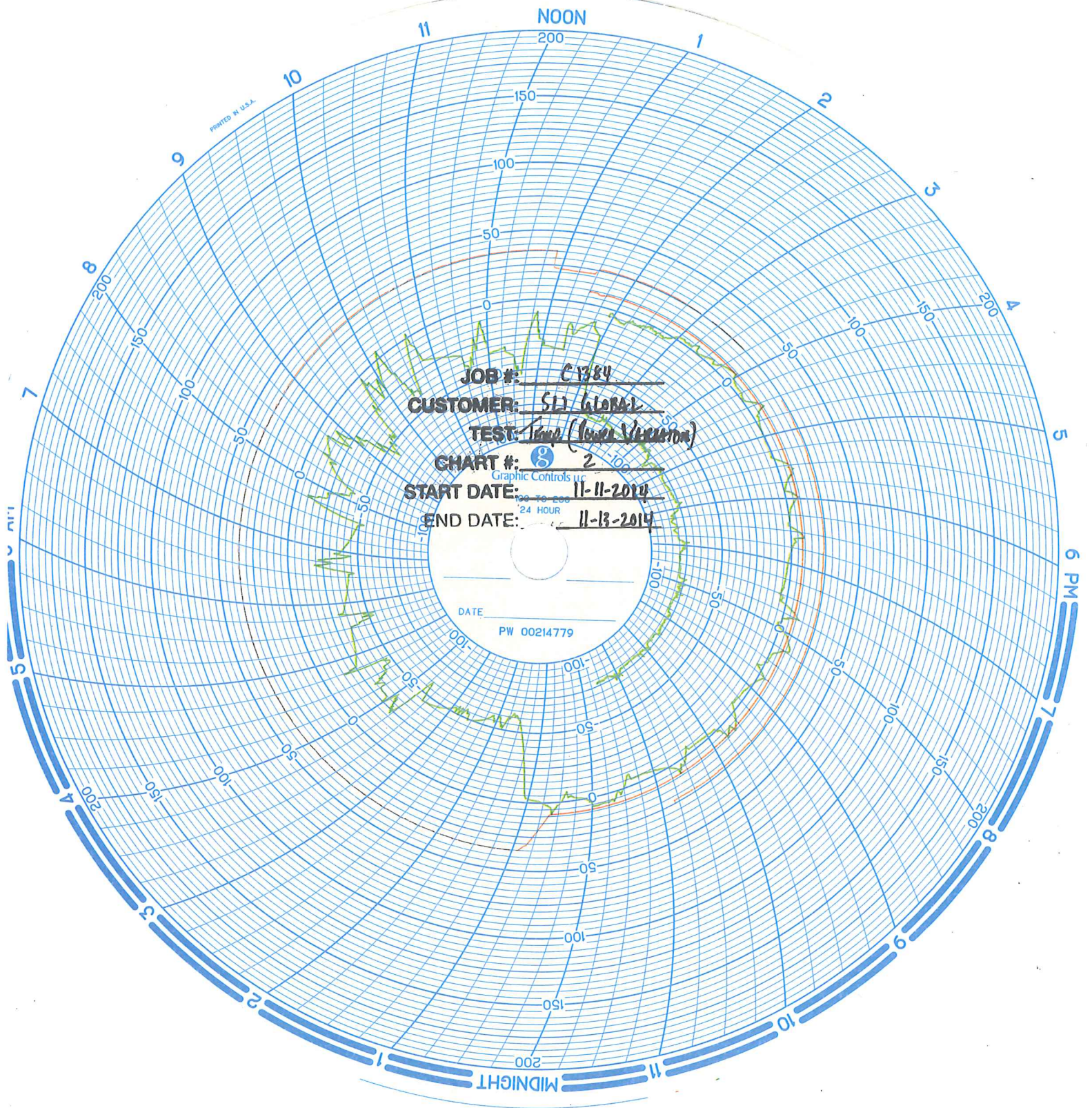
-100 TO 200  
24 HOUR

DATE  
PW 00214779

JOB #: C1384  
CUSTOMER: SLI Global  
TEST: Temp. (Power Variation)  
CHART #: 1  
START DATE: 11-10-2014  
END DATE: 11-18-2014



PRINTED IN U.S.A.



JOB #: C1784

CUSTOMER: SLI GLOBAL

TEST: Temp (Lower Veranda)

CHART #: 8 2

Graphic Controls Inc

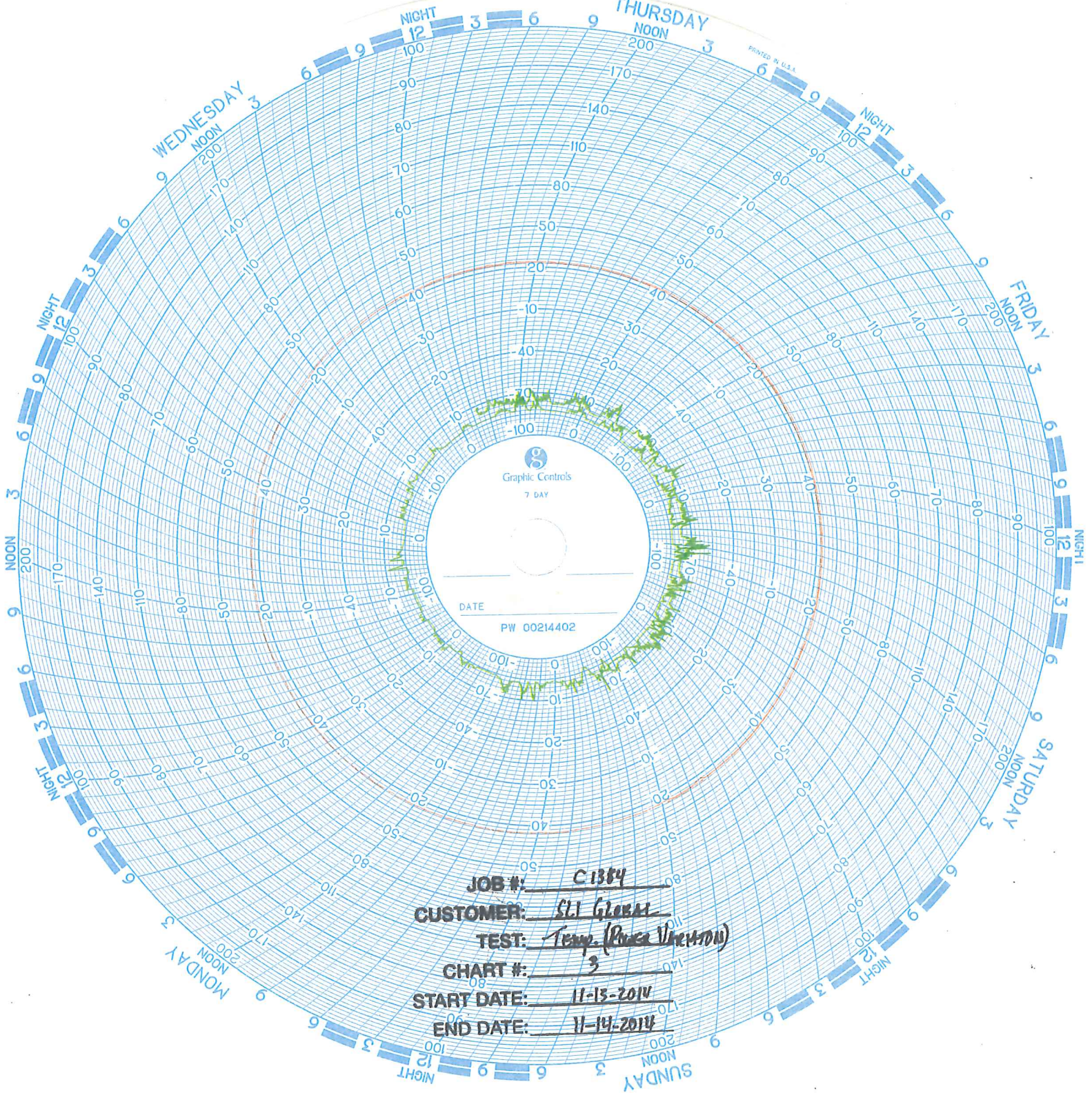
START DATE: 11-11-2014

END DATE: 11-13-2014

DATE

PW 00214779





JOB #: C1384

CUSTOMER: SLI Global

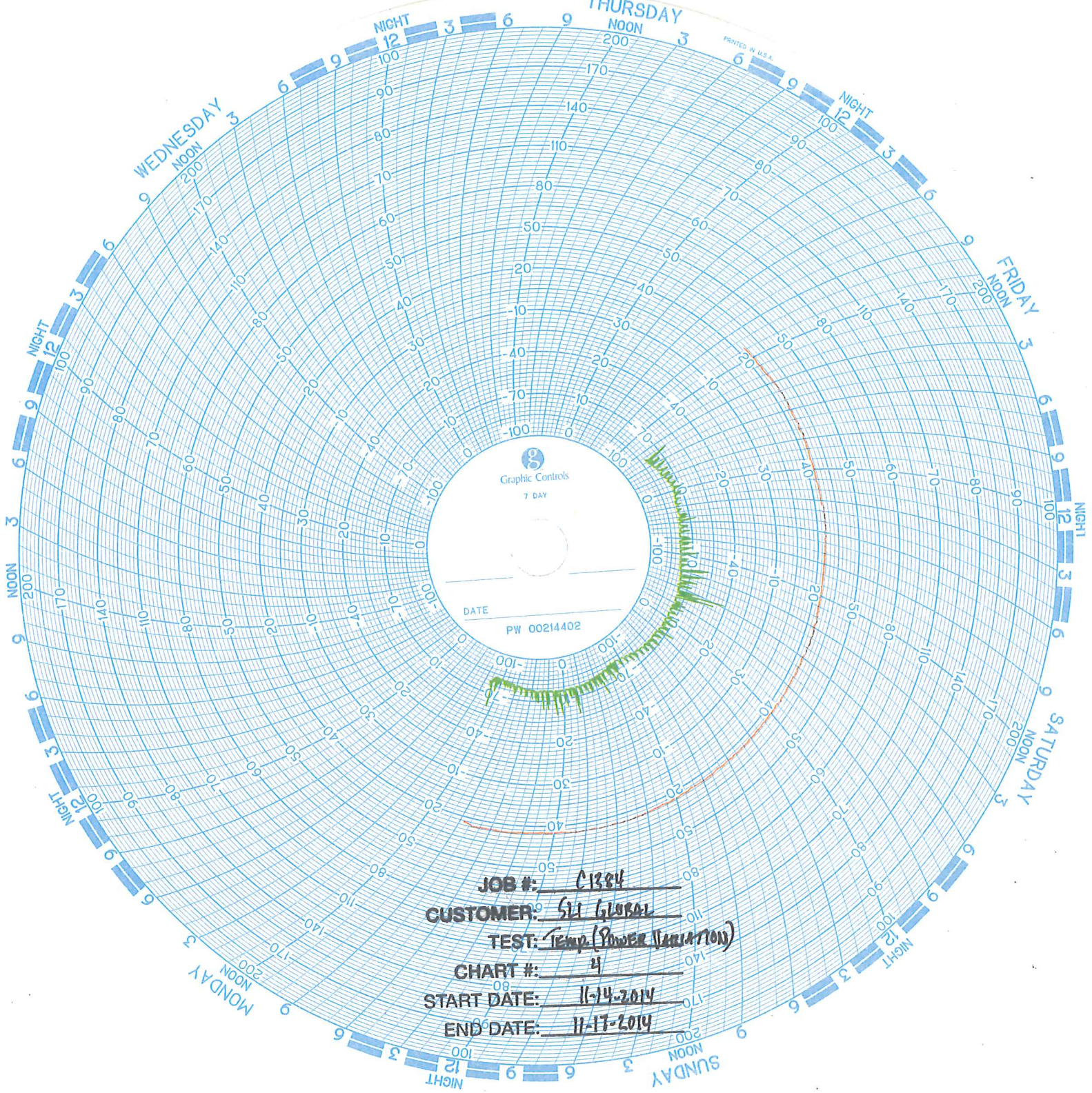
TEST: Temp. (Purge Venton)

CHART #: 3

START DATE: 11-13-2014

END DATE: 11-14-2014





JOB #: C1384

CUSTOMER: SLI Global

TEST: Temp (Power Variation)

CHART #: 4

START DATE: 11-14-2014

END DATE: 11-17-2014





Date: 11 - 10 - 14  
SLI Global  
Job# C1384  
Temp./Power  
Variation

11/10/2014